



KM-6330

PARTS LIST

Published in Jun.'02
842CJ120

Parts List

KM-6330

NOTE

1. Indicate parts number and machine model when placing an order.

eg. Parts Number	Parts Name	Machine Model	Cycle	Quantity
2CJ04060	UPPER FRONT COVER	6330	60Hz	1

2. Service calls and freight will be charged separately.

3. Symbols in the "Parts Number" column.

- Parts with "●" indicates the service parts and the parts without "●" can not be supplied.
- Parts with "•" are component parts or sub-assemblies of the assembly appearing immediately above them.

eg. Parts Number	Parts Name	Parts Number	Parts Name
2CJ93010	PARTS, ASS'Y CLEANING, SP	•M2105000	NYLON CLAMP 2N, NK-2N
		•M2307010	BINDING BAND, T18R

- Parts with "••" are component parts or sub-assembly with "•" appearing immediately above them.

eg. Parts Number	Parts Name	Parts Number	Parts Name
•2CJ60020	COVER CLEANING ASS'Y SP	••2CJ18250	COVER, CLEANING
		••2CJ00520	SEPARATION CLAW ASS'Y

- Parts with "•••" are component parts or sub-assembly with "••" appearing immediately above them.

eg. Parts Number	Parts Name	Parts Number	Parts Name
••2CJ00520	SEPARATION CLAW ASS'Y	•••2CJ18240	MOUNT, SEPARATION CLAW
		•••2A018160	CLAW A, SEPARATION

4. See the last page of this parts list for the classification of the screws in the illustrations.


5. Items indicated by shaded areas () are supply parts and should be ordered through your Regional Office.

FIG. 1 EXTERIOR COVERS

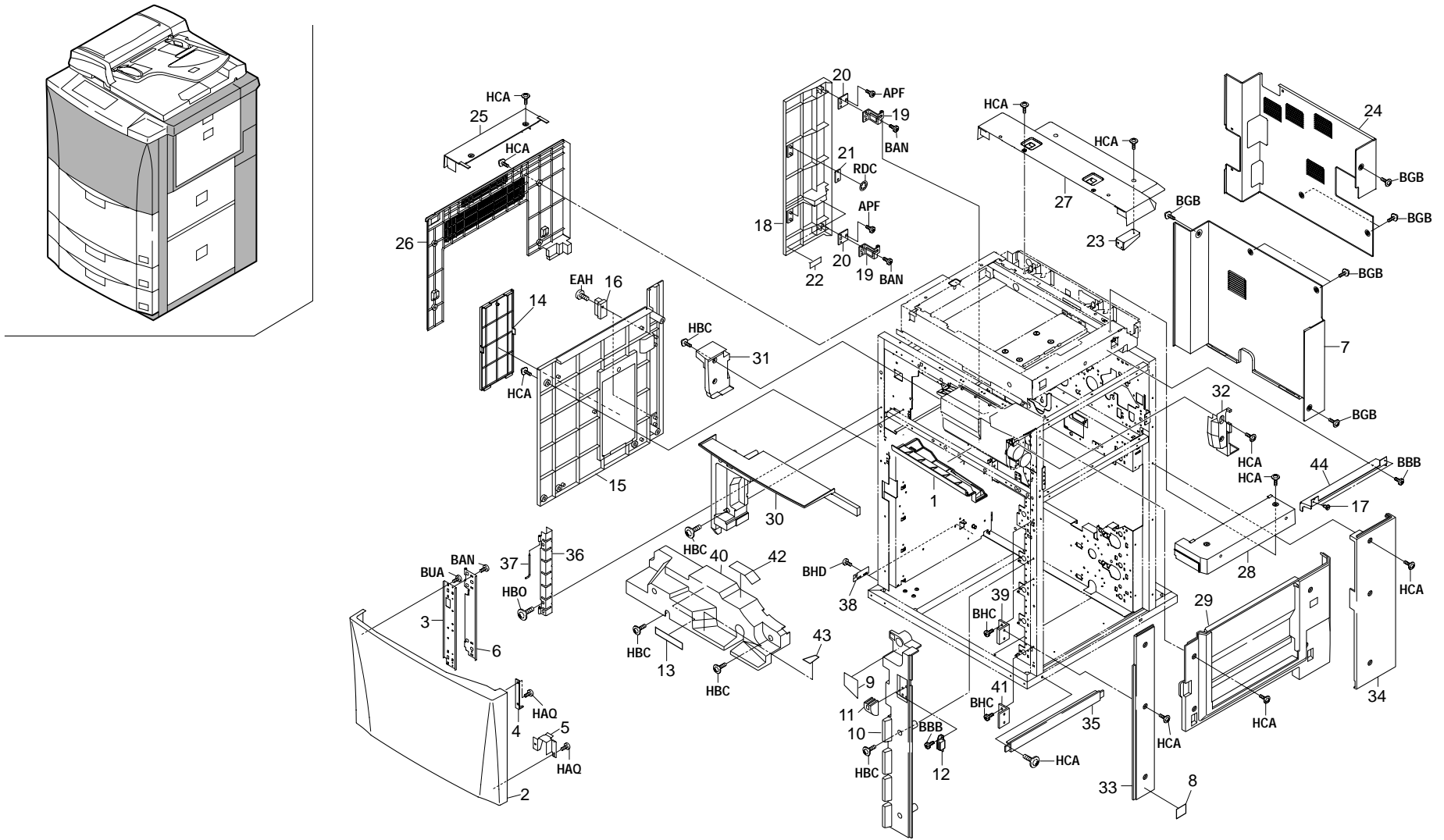


FIG. 1 EXTERIOR COVERS

2CJ

SP	Ref. No.	Part. No.	Description	Quantity		
				120V	230V	240V
●	1	2CJ04250	LOWER COVER,IMAGE FORMATION	1	1	1
●	2	2CJ04060	UPPER FRONT COVER	1	1	1
	3	2A004150	FRONT MOUNT,COVER HINGE	1	1	1
	4	2A004160	FEED GUIDE,SAFETY SWITCH	1	1	1
	5	2A004170	FRONT FEED GUIDE,COVER MAGNET	1	1	1
	6	2A004330	FRONT HINGE,COVER(B)	1	1	1
●	7	2CJ04020	LOWER REAR COVER	1	1	1
	8	67505110	LABEL,STOPPER	1		1
	8	2AD05050	LABEL,STOPPER(EUR)		1	
	9	2A005130	LABEL,FEED OPERATION(EUR)	1	1	1
	10	2CJ04240	LOWER RIGHT INNER COVER	1	1	1
	11	2CJ04290	UPPER FRONT FEED GUIDE,COVER	1	1	1
	12	60804120	MAGNET CATCH	1	1	1
	13	20305090	LABEL,HIGH VOLTAGE CAUTION	1		1
●	13	2A005060	LABEL,HIGH VOLTAGE CAUTION(EUR)		1	
●	14	2CJ04070	COVER,ROM	1	1	1
●	15	2CJ04200	LOWER LEFT COVER	1	1	1
	16	62207620	MAGNET, FEED SHIFT	2	2	2
	17	2A004130	PIN,ORIGINAL TRAY	2		
●	18	2CJ04210	LOWER REAR LEFT COVER	1	1	1
	19	36704210	LOWER REAR LEFT HINGE,COVER	2	2	2
	20	36704220	LOWER REAR LEFT MOUNT,COVER HINGE	2	2	2
	21	36704350	LEFT PROJECTION,COVER MAGNET	2	2	2
	22	36718620	SPONGE,DISPOSAL TANK PRESSURE	1	1	1
	23	2A004020	UPPER REAR MOUNT,COVER	1	1	1
●	24	2CJ04010	REAR COVER,MIDDLE	1	1	1
●	25	2CJ04080	UPPER LEFT COVER	1	1	1
●	26	2CJ04090	LEFT COVER,MIDDLE	1	1	1
●	27	2CJ04100	UPPER REAR COVER	1	1	1
●	28	2CJ04110	UPPER RIGHT COVER	1	1	1
●	29	2CJ04120	RIGHT COVER,MIDDLE	1	1	1
●	30	2CJ04130	UPPER INNER COVER	1	1	1
●	31	2CJ04140	LEFT COVER,IMAGE FORMATION	1	1	1
●	32	2CJ04150	RIGHT COVER,IMAGE FORMATION	1	1	1
●	33	2CJ04170	LOWER FRONT RIGHT COVER	1	1	1
●	34	2CJ04180	LOWER REAR RIGHT COVER	1	1	1
●	35	2CJ04190	LOWER RIGHT COVER	1	1	1
	36	2A004320	UPPER FRONT HINGE A,COVER	1	1	1
	37	2A004350	PIN,HINGE STOP	1	1	1
	38	2A004370	LOWER LEFT MOUNT,COVER	2	2	2

SP	Ref. No.	Part. No.	Description	Quantity		
				120V	230V	240V
	39	2A004380	LOWER FRONT RIGHT MOUNT,COVER	2	2	2
●	40	2CJ04270	COVER,TRANSFER CONVEYING	1	1	1
	41	36704560	LOWER FRONT RIGHT MOUNT A,COVER	1	1	1
●	42	20305100	LABEL,TRANSFER BELT	1		1
●	42	2A005070	LABEL,TRANSFER BELT(EUR)		1	
●	43	36705040	LABEL,CONVEYING OPERATION	1		1
●	43	2A005080	LABEL,CONVEYING OPERATION(EUR)		1	
	44	2A004100	MOUNT,ORIGINAL TRAY	1		

- Parts with "•" are component parts or sub-assemblies of the assembly appearing immediately above them.
- Parts with "●" indicates the Service parts.

- Parts with "••" are component parts or sub-assembly with "•" appearing immediately above them.
- Parts with "•••" are component parts or sub-assembly with "••" appearing immediately above them.

FIG. 2 FRAMES

2CJ

SP	Ref. No.	Part. No.	Description	Quantity		
				120V	230V	240V
	1	2A002010	FRONT FRAME	1	1	1
	2	2A002020	REAR FRAME	1	1	1
	3	2A002030	BASE	1	1	1
	4	2A002040	RIGHT STAY,MIDDLE	4	4	4
	5	2A002110	FRONT STAY,FRAME	1	1	1
	6	2A002120	REAR STAY,FRAME	1	1	1
	7	2A002130	RIGHT MOUNT,CASTER	1	1	1
	8	36721140	REAR FULCRUM PLATE,EJECT UNIT SUPPORT	1	1	1
	9	M2107120	BINDING BAND SG-130	3	3	3
	10	2AC07360	HOOK,DUPLEX LOCK	1	1	1
	11	2A016200	LOWER STAY,CONVEYING	1	1	1
	12	36717130	GUIDE FILM,DUPLEX FAN	1	1	1
●	13	36717140	GUIDE FILM,DUPLEX FAN AUXILIARY	1	1	1
●	14	36717190	FILM,DUPLEX	1	1	1
	15	36727640	JUNCTION WIRING,DUPLEX FAN	1	1	1
●	16	63523010	FAN MOTOR	1	1	1
	17	48571305	TENSION SPRING,DEVELOPER UNIT DRIVE	1	1	1
	18	36721370	FRONT PIN,FEED SHIFT UNIT SUPPORT	1	1	1
	19	33902160	SPRING,CASSETTE LOCK	1	1	1
●	20	36708260	SLIDER,IMAGE FORMATION	1	1	1
	21	36716010	RIGHT MOUNT,SLIDER	1	1	1
	22	36716620	HOOK,CONVEYING	1	1	1
	23	71807770	PIN,DETECTION SWITCH	2	2	2
	24	36721380	UPPER REAR PIN,FEED SHIFT UNIT SUPPORT	1	1	1
	25	36716020	LEFT MOUNT,SLIDER	1	1	1
●	26	36716830	SLIDER,IMAGE FORMATION	1	1	1
	27	36726110	MOUNT,KEY COUNTER	1	1	1
●	28	36708260	SLIDER,IMAGE FORMATION	1	1	1
	29	36708280	RIGHT MOUNT,IMAGE FORMATION SLIDER	1	1	1
	30	66502120	BOLT,LEVEL	2	2	2
	31	2A008020	LEFT MOUNT,IMAGE FORMATION SLIDER	1	1	1
●	32	36708260	SLIDER,IMAGE FORMATION	1	1	1
	33	M2105740	MINIATURE CLAMP,UAMS-05S-2	4	4	4
	34	2A007300	SLIDER,DECK	1	1	1
	35	2A007670	RIGHT MOUNT,DECK RAIL	1	1	1
	36	2A007720	RIGHT MOUNT,DECK RAIL	1	1	1
	37	M2109020	WIRE SADDLE,WS-2WS	4	4	4
	38	36702150	MOUNT A,HANDLE	2	2	2
	39	74302310	HANDLE	2	2	2
	40	2CJ02010	REAR FRAME,MIDDLE	1	1	1

SP	Ref. No.	Part. No.	Description	Quantity		
				120V	230V	240V
	41	36702160	MOUNT B,HANDLE	1	1	1
	42	74302310	HANDLE	1	1	1
	43	M2104260	EDGING,EDS-0607U(KITAGAWA)	1	1	1
	44	36702170	RIGHT REAR MOUNT,HANDLE	1	1	1
	45	74302310	HANDLE	1	1	1
	46	M7009000	WIRE SADDLE,LCT-3.5SI(TAKEUCHI)	1	1	1
	47	33902070	LEFT MOUNT,RAIL	2	2	2
●	48	66107084	SLIDER,CASSETTE	2	2	2
	49	M2107120	BINDING BAND SG-130	7	7	7
	50	2A007310	LEFT SLIDER,DECK	1	1	1
	51	2A007680	LEFT MOUNT,DECK RAIL	1	1	1
	52	M2109010	WIRE SADDLE,WS-2NS	19	19	19
	53	M2109010	WIRE SADDLE,WS-2NS	3	3	3
	54	2A007660	FRONT STAY,DECK FEED	1	1	1
	55	2A007710	LEFT STAY,DECK PAPER FEED	1	1	1
	56	2A027620	JUNCTION WIRING,FEED UNIT	1	1	1
●	57	2CJ04160	LOWER FRONT COVER	1	1	1
	58	2A023030	PARTITION,MACHINE INSIDE COOLING	1	1	1
	59	2A026180	GROUND PLATE,SCANNER FRAME	4	4	4
	60	33902120	HOOK,CASSETTE RETAINING	2	2	2
	61	33902130	SPRING,CASSETTE HOOK	2	2	2
	62	M2108000	SPACER,KGLS-3S	2	2	2
	63	33902060	RIGHT REINFORCEMENT	2	2	2
	64	36707881	RIGHT MOUNT,RAIL	2	2	2
●	65	66107084	SLIDER,CASSETTE	2	2	2
●	66	2A002170	CASTER UA	4	4	4
	67	36702270	MOUNT,LEVEL BOLT	2	2	2
	68	36704230	MOUNT,COVER	1	1	1
	69	36704240	MOUNT B,COVER	1	1	1
	70	36704300	LOWER FRONT MOUNT,COVER	1	1	1
●	71	2CJ04230	LOWER LEFT INNER COVER	1	1	1
	72	2A026180	GROUND PLATE,SCANNER FRAME		6	
	73	36706210	MOUNT 3000,FEED	1	1	1
	74	36706230	RETAINING PIN,UNIT	1	1	1
	75	36707250	FRONT RETAINING PIN,BYPASS	1	1	1
	76	36708290	FRONT PIN,IMAGE FORMATION POSITIONING	2	2	2
	77	36716681	PIN,CONVEYING POSITIONING	2	2	2
	78	36721130	FRONT FULCRUM PLATE,EJECT UNIT SUPPORT	1	1	1

- Parts with "•" are component parts or sub-assemblies of the assembly appearing immediately above them.
- Parts with "●" indicates the Service parts.

- Parts with "••" are component parts or sub-assembly with "•" appearing immediately above them.
- Parts with "•••" are component parts or sub-assembly with "••" appearing immediately above them.

FIG. 3 CASSETTE(120V)

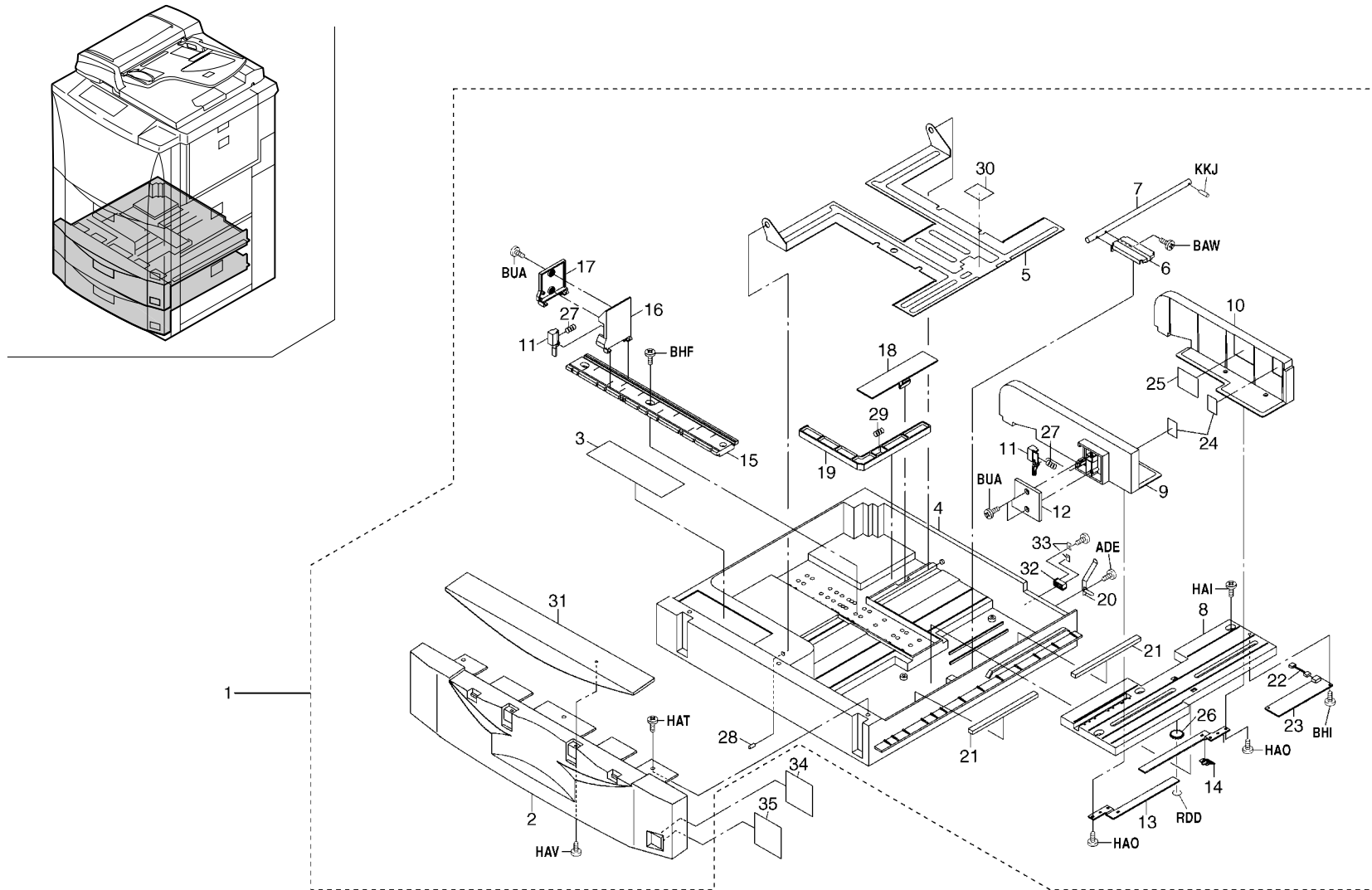


FIG. 3 CASSETTE(120V)

2CJ

SP	Ref. No.	Part. No.	Description	Quantity		
				120V	230V	240V
●	1	2CJ00370	CASSETTE ASS'Y	2		
●	2	●2CJ06150	LOWER COVER,CASSETTE	2		
	3	●36705270	LABEL,CASSETTE OPERATION	2		
	4	●33907012	CASSETTE	2		
	5	●33907020	WORK PLATE,CASSETTE	2		
	6	●33907030	WORK PLATE,LIFT CASSETTE	2		
	7	●33968220	CASSETTE LIFT SHAFT ASS'Y	2		
	8	●33907050	RAIL A,CURSOR	2		
	9	●33907060	CURSOR A,CASSETTE	2		
	10	●33907070	CURSOR B,CASSETTE	2		
	11	●33907080	LEVER,CASSETTE CURSOR	4		
	12	●33907090	LID A,CURSOR	2		
	13	●33907100	RACK,CASSETTE	4		
	14	●33907110	TERMINAL,PAPER SIZE PCB	2		
	15	●33907120	RAIL C,CURSOR	2		
	16	●33907130	CURSOR C,CASSETTE	2		
	17	●33907140	LID C,CURSOR	2		
	18	●33907160	LID,PAPER SIZE DETECTION	2		
	19	●33907170	DETECTION PLATE,PAPER SIZE	2		
	20	●33907190	GROUND PLATE,CASSETTE	2		
	21	●33907210	CUSHION,CASSETTE WORK PLATE	4		
	22	●33927210	WIRE,CASSETTE UNIT	2		
●	23	●33928111	SIZE DETECTION PCB	2		
	24	●60907170	CUSHION,CASSETTE R	4		
	25	●61705110	LABEL,PAPER UPPER LIMIT	2		
●	26	●65914120	GEAR 18,IDLE DEVELOPING	2		
	27	●66007120	SPRING,CURSOR C	4		
	28	●66007310	PIN,CASSETTE WORK PLATE	2		
	29	●66106080	SPRING,PAD	2		
	30	●66107100	PAD,CASSETTE	2		
●	31	●2CJ06140	UPPER COVER,CASSETTE	2		
	32	●J0463080	PLUG,QR/P15-8S-C(HIROSE)	2		
	33	●36707850	SPACER,DRAWER	4		
●	34	2A005050	LABEL,PAPER(INCH)	2		
●	35	68205110	LABEL,CASSETTE SIZE(INCH K M)	2		

- Parts with "●" are component parts or sub-assemblies of the assembly appearing immediately above them.
- Parts with "●●" indicates the Service parts.

- Parts with "●●●" are component parts or sub-assembly with "●●" appearing immediately above them.
- Parts with "●●●●" are component parts or sub-assembly with "●●●" appearing immediately above them.

FIG. 3 CASSETTE(230/240V)

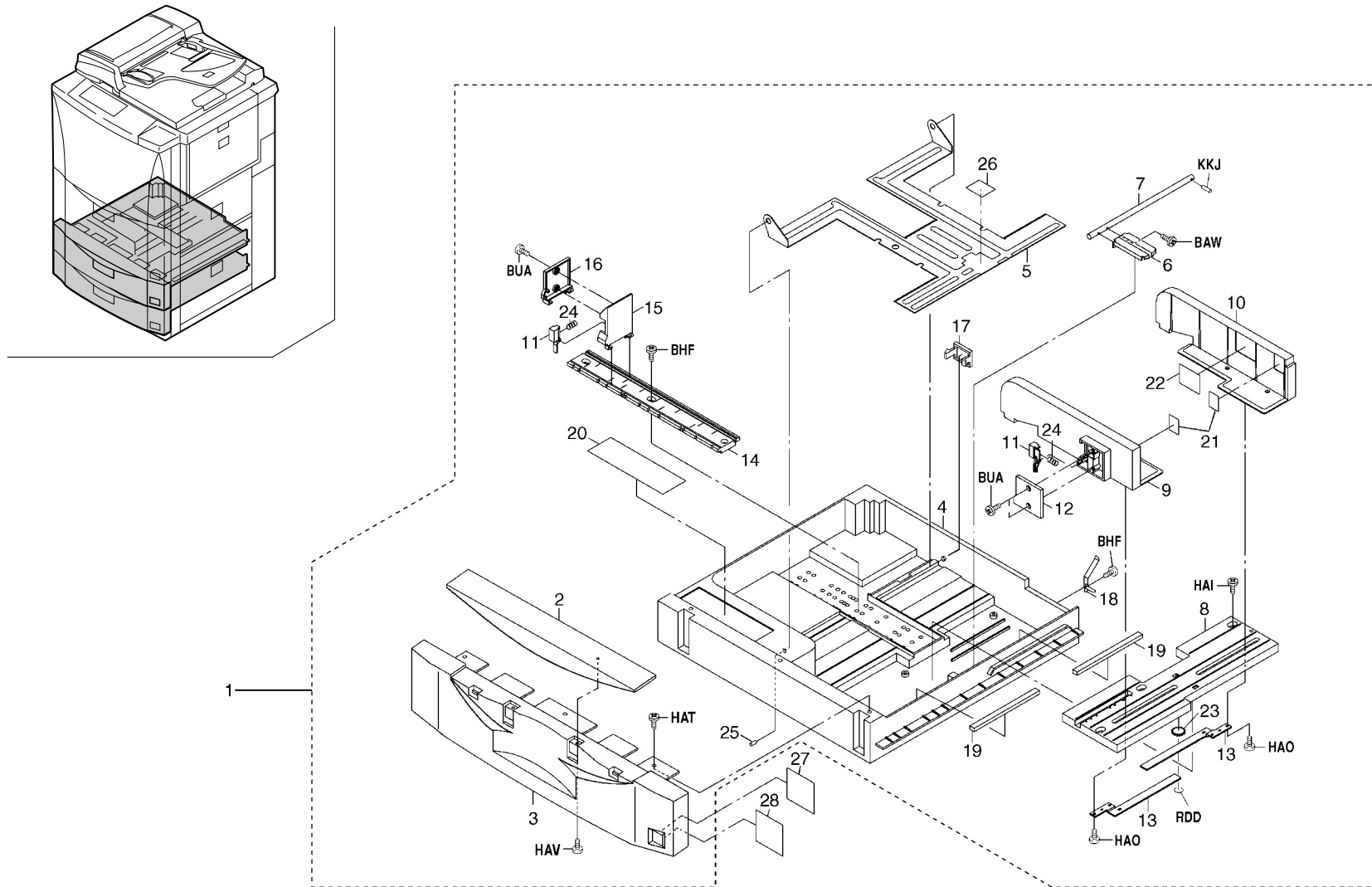


FIG. 3 CASSETTE(230/240V)

2CJ

SP	Ref. No.	Part. No.	Description	Quantity		
				120V	230V	240V
●	1	2CJ00380	CASSETTE ASS'Y(EUR)		2	2
●	2	*2CJ06140	UPPER COVER,CASSETTE		2	2
●	3	*2CJ06150	LOWER COVER,CASSETTE		2	2
	4	*33907012	CASSETTE		2	2
	5	*33907020	WORK PLATE,CASSETTE		2	2
	6	*33907030	WORK PLATE,LIFT CASSETTE		2	2
	7	*33968220	CASSETTE LIFT SHAFT ASS'Y		2	2
	8	*33907050	RAIL A,CURSOR		2	2
	9	*33907060	CURSOR A,CASSETTE		2	2
	10	*33907070	CURSOR B,CASSETTE		2	2
	11	*33907080	LEVER,CASSETTE CURSOR		4	4
	12	*33907090	LID A,CURSOR		2	2
	13	*33907100	RACK,CASSETTE		4	4
	14	*33907120	RAIL C,CURSOR		2	2
	15	*33907130	CURSOR C,CASSETTE		2	2
	16	*33907140	LID C,CURSOR		2	2
	17	*33907180	DETECTION PLATE,CASSETTE		2	2
	18	*33907190	GROUND PLATE,CASSETTE		2	2
	19	*33907210	CUSHION,CASSETTE WORK PLATE		4	4
	20	*36705270	LABEL,CASSETTE OPERATION		2	2
	21	*60907170	CUSHION,CASSETTE R		4	4
	22	*61705110	LABEL,PAPER UPPER LIMIT		2	2
●	23	*65914120	GEAR 18,IDLE DEVELOPING		2	2
	24	*66007120	SPRING,CURSOR C		4	4
	25	*66007310	PIN,CASSETTE WORK PLATE		2	2
	26	*66107100	PAD,CASSETTE		2	2
●	27	2A005040	LABEL,PAPER(METRIC)		2	2
●	28	68205100	LABEL,CASSETTE SIZE(METRIC K M)		2	2

- Parts with "•" are component parts or sub-assemblies of the assembly appearing immediately above them.
- Parts with "●" indicates the Service parts.

- Parts with "••" are component parts or sub-assembly with "•" appearing immediately above them.
- Parts with "•••" are component parts or sub-assembly with "••" appearing immediately above them.

FIG. 4 DECK UNIT I

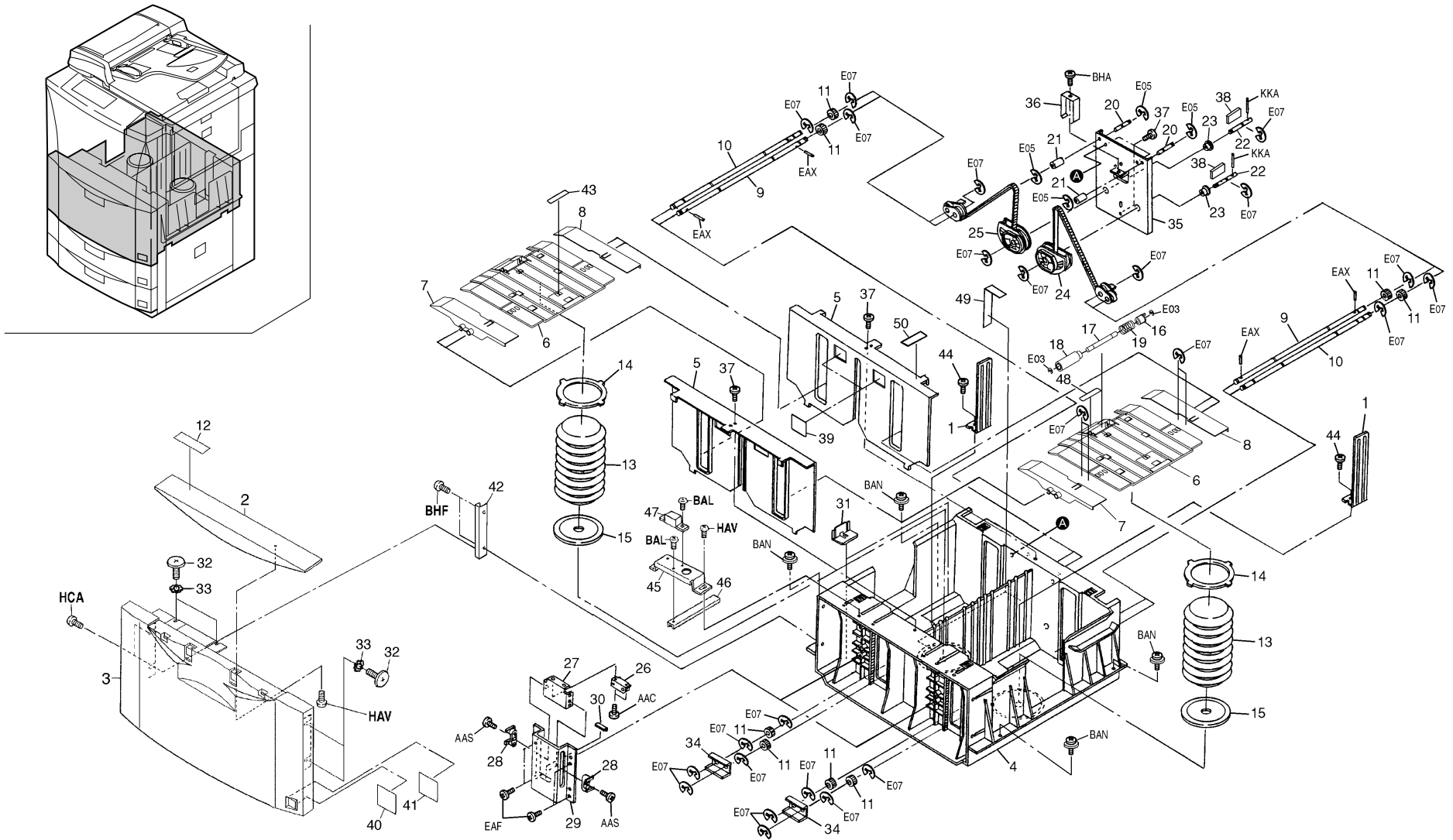


FIG. 4 DECK UNIT I

2CJ

SP	Ref. No.	Part. No.	Description	Quantity		
				120V	230V	240V
●	1	5A707390	C-PAPER REAR GIDE		2	2
●	2	2CJ06140	UPPER COVER,CASSETTE	1	1	1
●	3	2CJ06160	COVER,DECK	1	1	1
	4	5A707130	CA-CASSETTE	1	1	1
	5	2CJ06170	GUIDE,PAPER SIDE	2	2	2
	6	2CJ06010	LIFT PLATE,MAIN	2	2	2
	7	2CJ06020	FRONT LIFT PLATE,SUB	2	2	2
	8	2CJ06030	REAR LIFT PLATE,SUB	2	2	2
	9	5A707540	C-SFT-LIFT MAIN	2	2	2
	10	5A707550	C-SFT-LIFT SUB	2	2	2
●	11	51608690	GER-1.0-24	8	8	8
	12	2A005140	LABEL,PAPER SUPPLY CAUTION	1	1	1
	13	54106950	AIR DAMPER	2	2	2
	14	54107130	DAMPER SUPPORT	2	2	2
	15	54107330	DAMPER MAT	2	2	2
●	16	5A707160	C-ARBOR-64	1	1	1
●	17	5A707570	C-SFT-PULLEY	1	1	1
●	18	5A707580	C-PICK PULLEY	1	1	1
●	19	5A707680	C-SP-PICK PULLEY60	1	1	1
	20	5A707530	C-SFT-DRIVING FULCRUM	2	2	2
	21	54106020	LIFT PULLEY	2	2	2
	22	5A707560	C-SFT-CAM	2	2	2
●	23	5AA08420	BUSH-8P	2	2	2
●	24	54106930	RIGHT LIFT BELT ASS'Y	1	1	1
●	25	54106940	LEFT LIFT BELT ASS'Y	1	1	1
	26	53310020	SLIDER MG	1	1	1
	27	5A708030	BKT-MG SLIDER	1	1	1
	28	5A708010	MG SLIDER	2	2	2
	29	5A708040	BKT-SLIDE GUIDE	1	1	1
	30	53310030	RUBBER,SIDE STOPPER	1	1	1
	31	53310100	GROUND PLATE,CASSETTE	2	2	2
●	32	36707820	RETAINING PIN,DECK COVER	4	4	4
●	33	36707830	WASHER,DECK COVER	4	4	4
	34	5A708020	BKT-MG STOPPER	2	2	2
	35	5A707210	C-BKT-LIFTER DRIVING	1	1	1
	36	5A707220	C-CAM STOPPER	1	1	1
●	37	51608740	BINDING TAP-TITE SCREW CVM3X8	5	5	5
	38	54106740	PARALLEL KEY 3X3X10	2	2	2
	39	2A005150	LABEL,UPPER LIMIT	2	2	2
●	40	68205110	LABEL,CASSETTE SIZE(INCH K M)	1		

SP	Ref. No.	Part. No.	Description	Quantity		
				120V	230V	240V
●	40	68205100	LABEL,CASSETTE SIZE(METRIC K M)		1	1
●	41	2A005050	LABEL,PAPER(INCH)	1		
●	41	2A005040	LABEL,PAPER(METRIC)		1	1
	42	2A007340	FRONT MOUNT,COVER	1	1	1
●	43	33906400	FRICTION PLATE,BYPASS	1	1	1
●	44	51608740	BINDING TAP-TITE SCREW CVM3X8		2	2
	45	2A007320	MOUNT,MAGNET	1	1	1
	46	2A007330	HOLDER,RELEASE	1	1	1
	47	2A007880	MAGNET,DECK	1	1	1
●	48	2CJ06040	PAD,DECK	1	1	1
	49	2A006160	GUIDE,CASSETTE PAPER FEED	2	2	2
	50	2CJ07200	REAR SEAL,CASSETTE	1	1	1

- Parts with "•" are component parts or sub-assemblies of the assembly appearing immediately above them.
- Parts with "●" indicates the Service parts.

- Parts with "••" are component parts or sub-assembly with "•" appearing immediately above them.
- Parts with "•••" are component parts or sub-assembly with "••" appearing immediately above them.

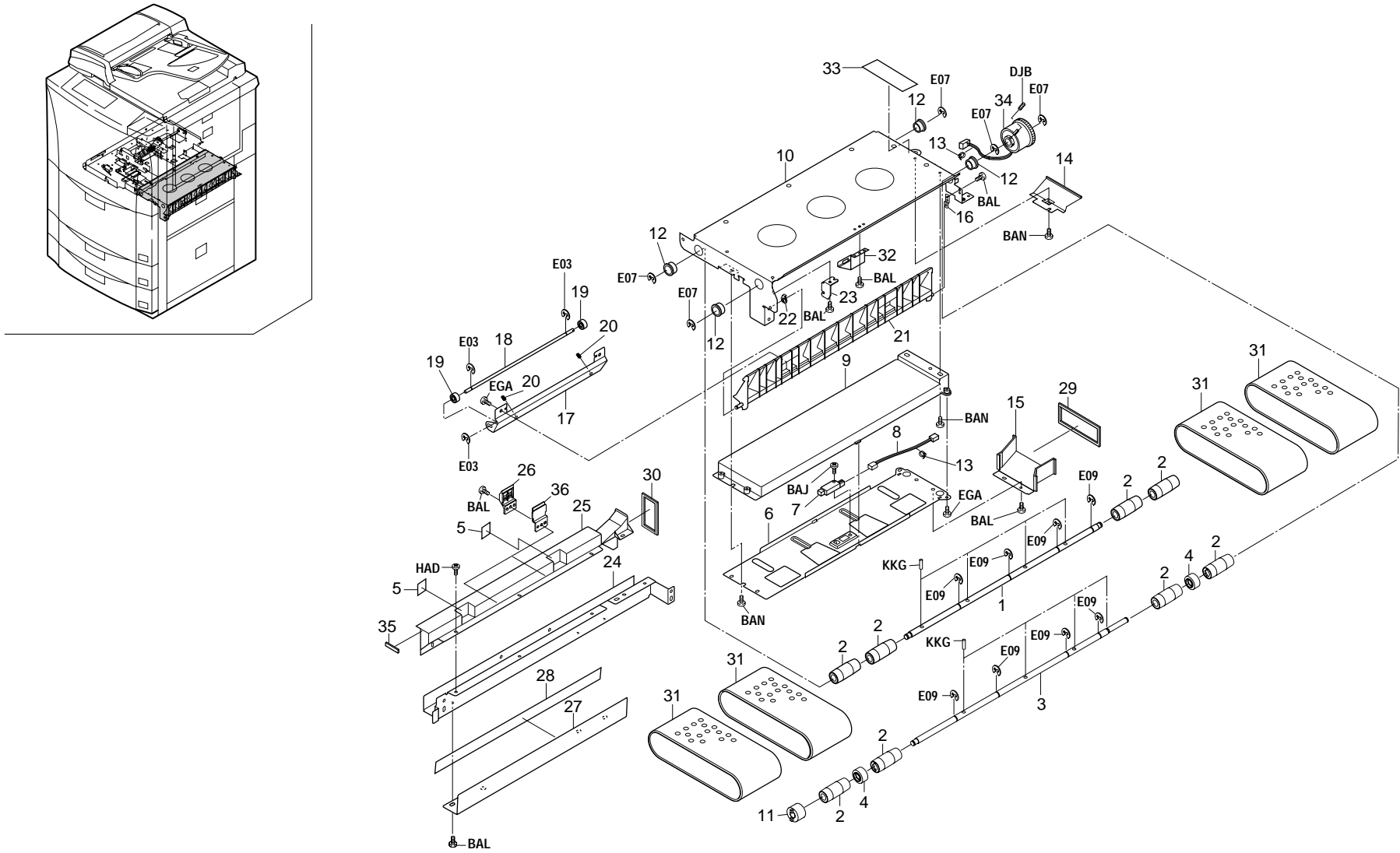


FIG. 5 DECK UNIT II

2CJ

SP	Ref. No.	Part. No.	Description	Quantity		
				120V	230V	240V
●	1	2A007040	SHAFT,PAPER FEED IDLE	1	1	1
	2	2A007020	PULLEY,PAPER FEED BELT	8	8	8
●	3	2A007030	SHAFT,PAPER FEED DRIVE	1	1	1
	4	2A007120	UPPER ROLLER,CONVEYING	2	2	2
●	5	2A007960	FILM,SEPARATION DUCT(INCH)	2		
	6	2A007070	LOWER DUCT,PAPER FEED BELT	1	1	1
●	7	66006360	PAPER SWITCH	1	1	1
	8	2C.J27100	RIGHT WIRE,FEED UNIT	1	1	1
●	9	2A007060	UPPER DUCT,PAPER FEED BELT	1	1	1
	10	2A007050	SUPPORT PLATE,PAPER FEED BELT	1	1	1
●	11	36816380	TORQUE LIMITER,ROLLER FEED IN	1	1	1
	12	28107400	BEARING,688ZZNR	4	4	4
●	13	M2107120	BINDING BAND SG-130	2	2	2
	14	2C.J07110	UPPER DUCT,INHALATION JOINT	1	1	1
●	15	2C.J07120	LOWER DUCT,INHALATION JOINT	1	1	1
	16	2A007640	REAR LOWER SUPPORT PLATE,GUIDE CONVEYING	1	1	1
●	17	2C.J07080	MOUNT,PULLEY CONVEYING	1	1	1
	18	2A007110	LOWER SHAFT,CONVEYING	1	1	1
●	19	60820010	EJECT PULLEY	2	2	2
	20	34806050	LOWER SPRING,PAPER FEED	2	2	2
●	21	2A007090	LOWER GUIDE,CONVEYING	1	1	1
	22	33906630	STOPPER 5,RING	1	1	1
●	23	2C.J07090	RETAINER,TORQUE LIMITER	1	1	1
	24	2A007130	UPPER MOUNT,SEPARATION DUCT	1	1	1
●	25	2A007200	UPPER DUCT,SEPARATION	1	1	1
	26	2C.J07070	GUIDE,BLADE	2	2	2
●	27	2A007260	LOWER GUIDE,DUCT	1	1	1
	28	2A007400	LOWER FILM,DUCT	1	1	1
●	29	2C.J07150	SEAL,INHALATION JOINT	1	1	1
	30	2C.J07140	REAR SEAL,SEPARATION	1	1	1
●	31	2A007990	BELT LCF,PAPER FEED	4	4	4
	32	2A007450	FRONT GUIDE,DUCT	1	1	1
●	33	2A007490	FILM,COVER CLUTCH	1	1	1
	34	2A007980	CLUTCH,PAPER FEED BELT	1	1	1
●	35	2A007770	FRONT SPONGE,INHALATION	1	1	1
	36	2A007441	FRONT BLADE,BELT	2	2	2

- Parts with "•" are component parts or sub-assemblies of the assembly appearing immediately above them.
- Parts with "●" indicates the Service parts.

- Parts with "••" are component parts or sub-assembly with "•" appearing immediately above them.
- Parts with "•••" are component parts or sub-assembly with "••" appearing immediately above them.

FIG. 6 DECK UNIT III

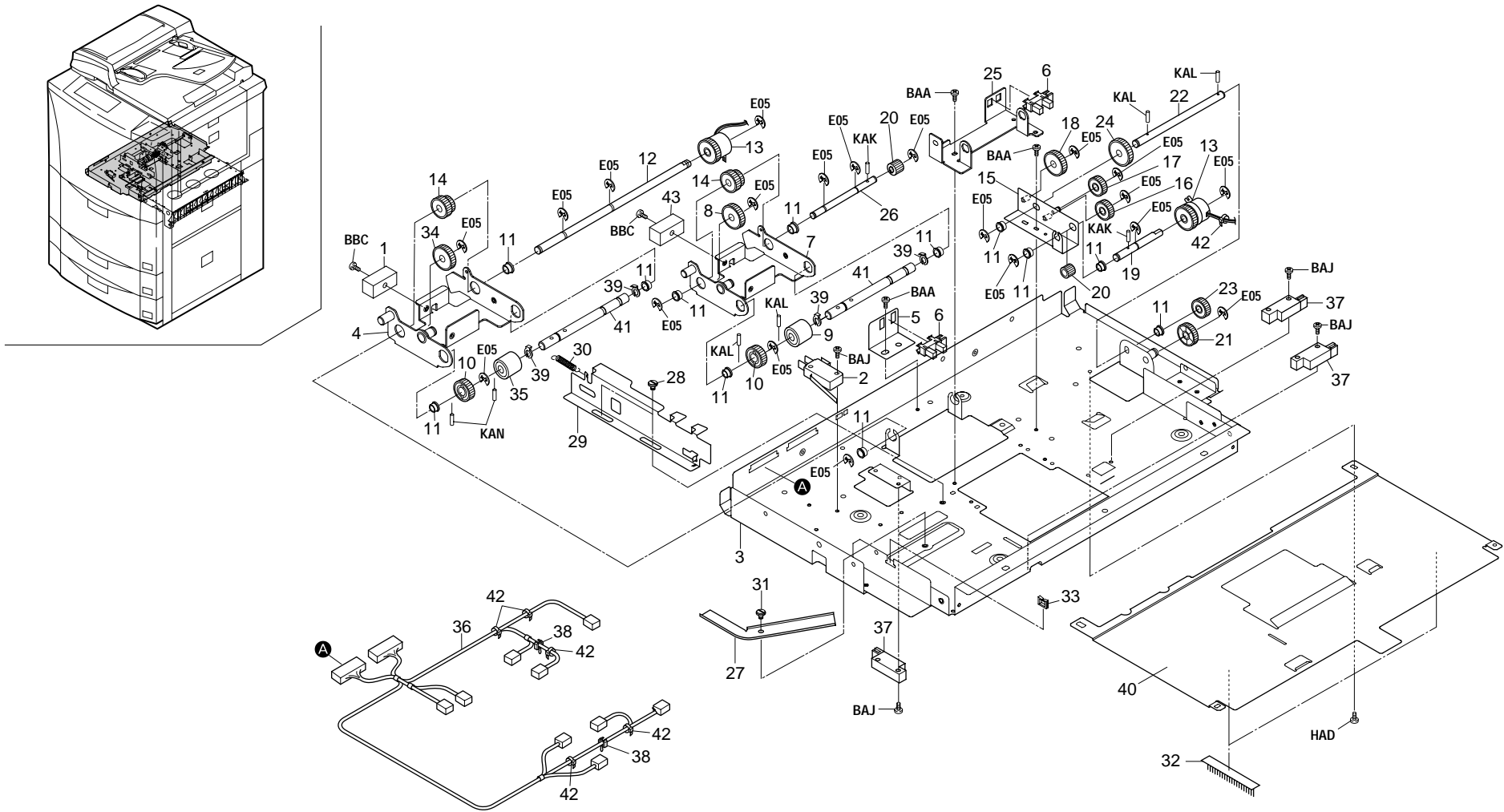


FIG. 6 DECK UNIT III

SP	Ref. No.	Part. No.	Description	Quantity		
				120V	230V	240V
●	1	2A006220	RIGHT WEIGHT LCF	1	1	1
	2	61727540	INTERLOCK SWITCH B	1	1	1
	3	2CJ07050	LEFT BASE,DECK PAPER FEED	1	1	1
	4	2CJ07020	RIGHT HOLDER LCF	1	1	1
	5	2A007560	FRONT MOUNT,LIFT UP PI	1	1	1
●	6	35327400	SWITCH,FEED	2	2	2
	7	2A007740	LEFT HOLDER LCF	1	1	1
	8	45728105	GEAR 24,DEV.UNIT	1	1	1
●	9	2A006190	LEFT PULLEY LCF	1	1	1
●	10	73210370	GEAR 18,LOOP	2	2	2
●	11	73210450	BUSH, 6	12	12	12
	12	2A007580	SHAFT LCF,CLUTCH	1	1	1
●	13	63506100	CLUTCH 35,PAPER FEED	2	2	2
●	14	78722210	GEAR 18 EJECT	2	2	2
	15	2A007540	MOUNT LCF,PAPER FEED IDLE	1	1	1
●	16	36211130	GEAR 19,IDLE	1	1	1
●	17	66506640	GEAR 20,FEED CONVEYING	1	1	1
●	18	36322010	GEAR 31,IDLE	1	1	1
	19	2A007610	FRONT SHAFT LCF,CLUTCH	1	1	1
●	20	66014120	GEAR 14,MAGNET ROLLER	2	2	2
●	21	45728116	GEAR 28,JOINT	1	1	1
	22	2A007530	SHAFT,IDLE DECK PAPER FEED	1	1	1
	23	18506140	LOWER GEAR 18,REGISTRATION	1	1	1
●	24	63122130	GEAR,33	1	1	1
	25	2CJ07040	RIGHT MOUNT,LIFT UP PI	1	1	1
	26	2A007620	PIN C,LCD IDLE	1	1	1
	27	2A007570	LEVER,RELEASE	1	1	1
	28	2A007650	PIN LCF,SLIDER	2	2	2
	29	2A007520	LEFT MOVING PLATE,PAPER FEED PULLEY	1	1	1
	30	72418140	SPRING, BLADE	1	1	1
	31	72918050	PIN,BLADE ARM	1	1	1
	32	2A007890	BRUSH,PAPER FEED	2	2	2
	33	M2104260	EDGING,EDS-0607U(KITAGAWA)	1	1	1
●	34	75122090	GEAR , FRONT	1	1	1
●	35	2CJ07010	RIGHT PULLEY LCF	1	1	1
	36	2CJ27090	LEFT WIRE,FEED UNIT	1	1	1
●	37	66006360	PAPER SWITCH	3	3	3
	38	M2105740	MINIATURE CLAMP,UAMS-05S-2	2	2	2
●	39	65106140	STOPPER,5	4	4	4
	40	2CJ07060	UPPER GUIDE LCF	1	1	1

- Parts with "•" are component parts or sub-assemblies of the assembly appearing immediately above them.
- Parts with "●" indicates the Service parts.

2CJ

SP	Ref. No.	Part. No.	Description	Quantity		
				120V	230V	240V
	41	2CJ07030	RIGHT SHAFT LCF,PULLEY	2	2	2
	42	M2107120	BINDING BAND SG-130	6	6	6
	43	2A006230	LEFT WEIGHT LCF	1	1	1

- Parts with "••" are component parts or sub-assembly with "•" appearing immediately above them.
- Parts with "•••" are component parts or sub-assembly with "••" appearing immediately above them.

FIG. 7 PAPER FEED-IN SECTION I

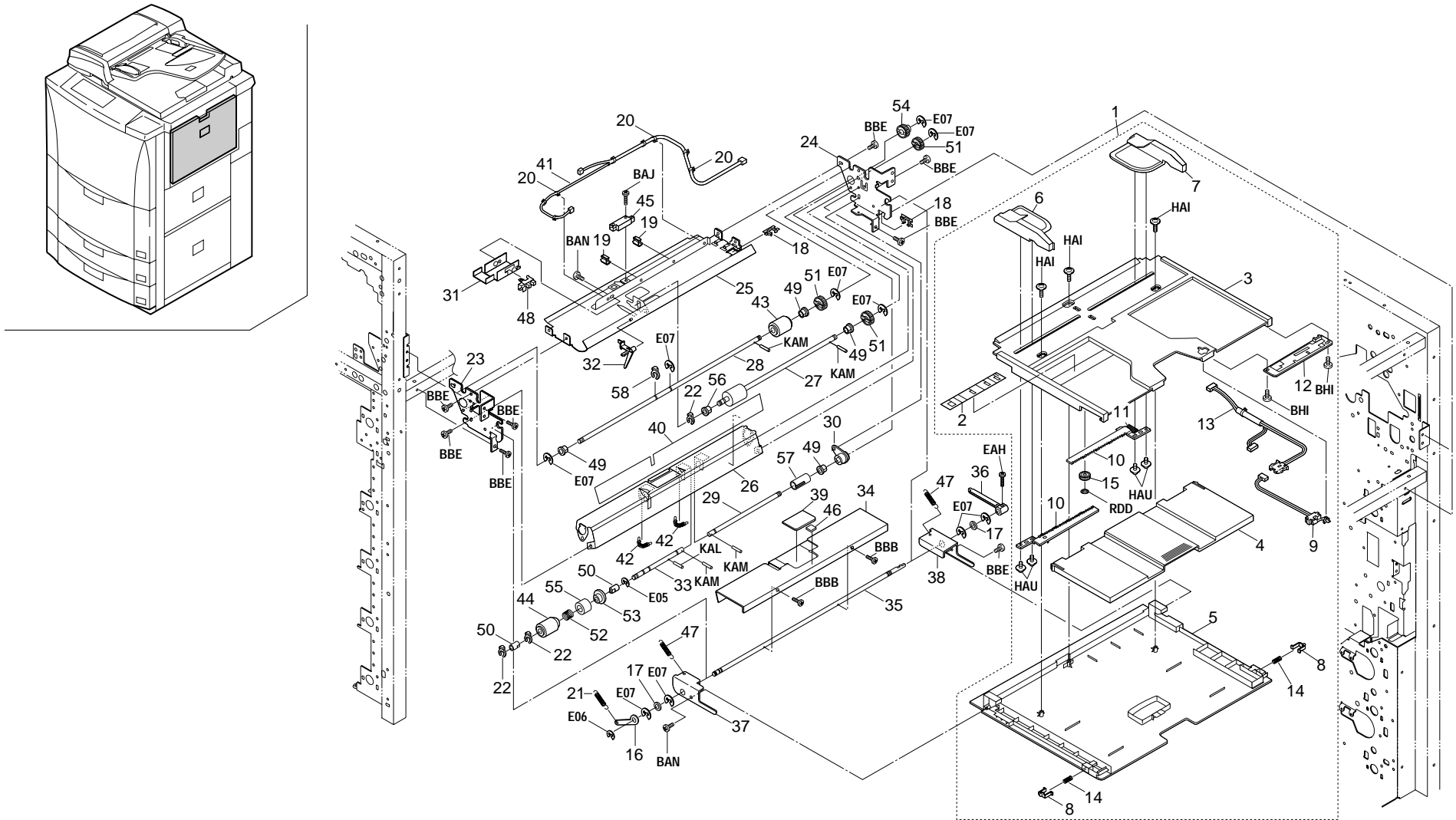


FIG. 7 PAPER FEED-IN SECTION I

2CJ

SP	Ref. No.	Part. No.	Description	Quantity		
				120V	230V	240V
●	1	2CJ00400	BYPASS TABLE ASS'Y(INCH)	1		
●	1	2CJ00390	BYPASS TABLE ASS'Y(METRIC)		1	1
●	2	•18505180	ORIGINAL SIZE INDICATOR,BYPASS (INCH)	1		
●	2	•2AC05160	ORIGINAL SIZE INDICATOR,BYPASS(EUR)		1	1
●	3	•2CJ06090	UPPER TABLE,BYPASS	1	1	1
●	4	•2CJ06100	INNER TABLE,BYPASS	1	1	1
●	5	•2CJ06110	LOWER TABLE,BYPASS	1	1	1
●	6	•2CJ06120	FRONT CURSOR,BYPASS	1	1	1
●	7	•2CJ06130	REAR CURSOR,BYPASS	1	1	1
●	8	•33906880	STOPPER,BYPASS TABLE	2	2	2
●	9	•33906990	SWITCH,BYPASS SIZE DETECTION	1	1	1
●	10	•33907100	RACK,CASSETTE	2	2	2
●	11	•33907110	TERMINAL,PAPER SIZE PCB	1	1	1
●	12	•33928111	SIZE DETECTION PCB	1	1	1
●	13	•36727380	WIRE,BYPASS UNIT	1	1	1
●	14	•63516110	SPRING,TRANSFER	2	2	2
●	15	•65914120	GEAR 18,IDLE DEVELOPING	1	1	1
●	16	77607140	TENSION PLATE FEED GUIDE	1	1	1
●	17	G3006780	BEARING 678ZZ	2	2	2
●	18	M2104210	EDGING,EDS-2	2	2	2
●	19	M2105720	MINIATURE CLAMP,UAMS-05-2	2	2	2
●	20	M2107120	BINDING BAND SG-130	3	3	3
●	21	2A006150	SPRING,BYPASS LIFT	1	1	1
●	22	33906630	STOPPER 5,RING	3	3	3
●	23	36707010	FRONT FRAME,BYPASS	1	1	1
●	24	36707020	REAR FRAME,BYPASS	1	1	1
●	25	36707030	UPPER GUIDE,BYPASS	1	1	1
●	26	36707040	LOWER GUIDE,BYPASS	1	1	1
●	27	36707050	ROLLER,SB LEADING FEED	1	1	1
●	28	36707060	UPPER SHAFT,SEPARATION	1	1	1
●	29	36707070	SHAFT,JOINT	1	1	1
●	30	36707080	BUSHING,BYPASS	1	1	1
●	31	36707090	MOUNT,PAPER EMPTY	1	1	1
●	32	36707103	ACTUATOR,EMPTY SWITCH	1	1	1
●	33	36707110	SHAFT,BYPASS LIMITER	1	1	1
●	34	36707120	GUIDE,BYPASS LIFT	1	1	1
●	35	36707131	SHAFT,BYPASS LIFT	1	1	1
●	36	36707141	LEVER,MOVING GUIDE	1	1	1
●	37	36707200	FRONT MOUNT,BYPASS TABLE	1	1	1
●	38	36707210	REAR MOUNT,BYPASS TABLE	1	1	1

SP	Ref. No.	Part. No.	Description	Quantity		
				120V	230V	240V
●	39	36707260	PAD,BYPASS	1	1	1
●	40	36707270	FILM,BYPASS	1	1	1
●	41	36727090	WIRE,BYPASS PAPER FEED	1	1	1
●	42	61706470	SPRING,BYPASS SWITCH BACK	2	2	2
●	43	61706770	UPPER PULLEY,BYPASS	1	1	1
●	44	61706780	LOWER PULLEY,BYPASS	1	1	1
●	45	63227020	SWITCH,FEED	1	1	1
●	46	63420470	SHEET,BIN	1	1	1
●	47	65707510	SPRING,TENSION PAPER FEED	2	2	2
●	48	66006350	SWITCH,CASSETTE LIFT	1	1	1
●	49	67322230	BUSHING 8	4	4	4
●	50	72107160	BUSHING 6,LOWER REGISTRATION ROLLER	2	2	2
●	51	72107280	IDLE GEAR 20	3	3	3
●	52	72107531	SPRING,LIMITTER	1	1	1
●	53	72107710	BOSE,LIMITTER	1	1	1
●	54	72107730	ONE-WAY GEAR 20	1	1	1
●	55	72707190	COLLAR, LIMITTER	1	1	1
●	56	73210450	BUSH, 6	1	1	1
●	57	74306520	JOINT,PULLEY DRIVE SHAFT	1	1	1
●	58	75706040	STOPRING PAPER FEED PULLEY	1	1	1

• Parts with "•" are component parts or sub-assemblies of the assembly appearing immediately above them.
 • Parts with "●" indicates the Service parts.

• Parts with "••" are component parts or sub-assembly with "•" appearing immediately above them.
 • Parts with "•••" are component parts or sub-assembly with "••" appearing immediately above them.

FIG. 8 PAPER FEED-IN SECTION II

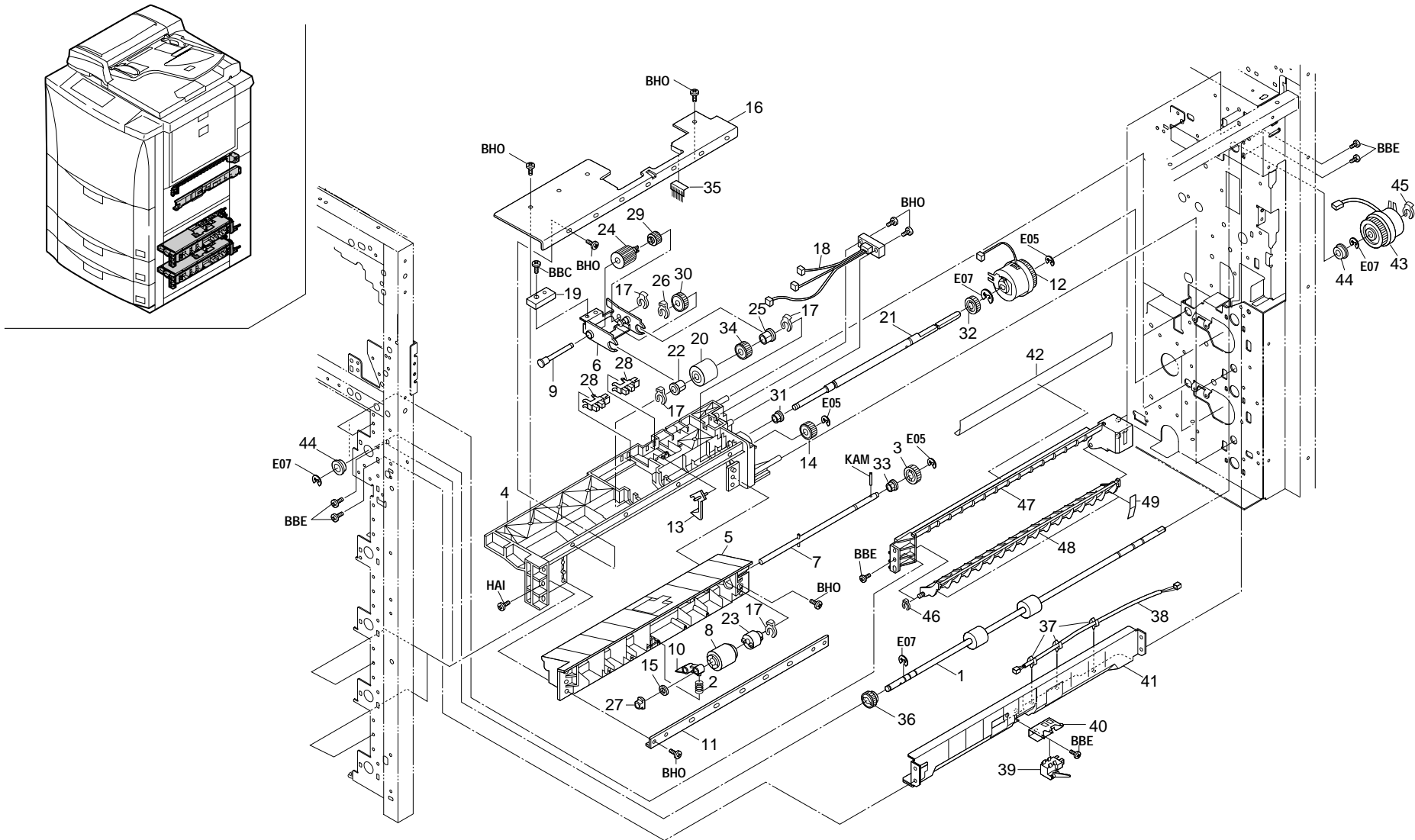


FIG. 8 PAPER FEED-IN SECTION II

2CJ

SP	Ref. No.	Part. No.	Description	Quantity		
				120V	230V	240V
●	1	2A006510	UPPER ROLLER,VERTICAL CONVEYING	1	1	1
	2	2A006140	LOWER SPRING,PAPER FEED	2	2	2
●	3	45727501	GEAR,TONER FEED ROLLER	2	2	2
	4	33906012	UPPER HOUSING,PAPER FEED	2	2	2
	5	33906030	LOWER HOUSING,PAPER FEED	2	2	2
	6	33906040	SUPPORT PLATE,LEADING FEED PULLEY	2	2	2
	7	33968191	LOWER PAPER FEED SHAFT ASS'Y	2	2	2
●	8	33906060	LOWER PULLEY,PAPER FEED	2	2	2
	9	33906080	SHAFT,LEADING FEED PULLEY	2	2	2
	10	33906090	LOWER LEVER,PAPER FEED PULLEY RELEASE	2	2	2
	11	33906100	REINFORCEMENT,PAPER FEED HOUSING	2	2	2
●	12	33906110	CLUTCH,PAPER FEED	2	2	2
●	13	33906150	ACTUATOR,PAPER EMPTY	2	2	2
●	14	33906160	GEAR 16,PAPER FEED	2	2	2
	15	33906211	VIBRATION INSULATOR,RELEASE LEVER	2	2	2
	16	33906291	UPPER REINFORCEMENT,HOUSING PAPER FEED	2	2	2
●	17	33906630	STOPPER 5,RING	8	8	8
	18	33927160	WIRE,PAPER FEED UNIT	2	2	2
	19	36706220	WEIGHT,LEADING FEED PULLEY	2	2	2
●	20	36706290	PULLEY,PAPER FEED	2	2	2
	21	36706300	SHAFT,PAPER FEED	2	2	2
	22	36706310	BUSHING,PAPER FEED	2	2	2
●	23	36706900	TORQUE LIMITER,PAPER FEED	2	2	2
●	24	60906161	PULLEY,PICK-UP	2	2	2
	25	60907880	BUSHING,BYPASS SHAFT	2	2	2
●	26	63511220	STOP RING,4	2	2	2
	27	63806290	BUSHING,6	2	2	2
●	28	66006350	SWITCH,CASSETTE LIFT	4	4	4
●	29	66014120	GEAR 14,MAGNET ROLLER	2	2	2
●	30	66022190	GEAR,21 DEVELOPING	2	2	2
●	31	67322230	BUSHING 8	2	2	2
●	32	71815110	IDLE GEAR 18,SUB UNIT	2	2	2
●	33	73210450	BUSH, 6	2	2	2
●	34	75207370	GEAR16 ORIGINAL FEEDBACK	2	2	2
●	35	75817010	STATIC BRUSH FRONT TRANSFER	2	2	2
●	36	29806490	GEAR 16T	1	1	1
	37	M2105720	MINIATURE CLAMP,UAMS-05-2	3	3	3
	38	2AC27600	WIRE,VERTICAL CONVEYING	1	1	1
●	39	33906140	SWITCH,VERTICAL CONVEYING	1	1	1
	40	33906620	MOUNT BASE,PAPER FEED SWITCH	1	1	1

SP	Ref. No.	Part. No.	Description	Quantity		
				120V	230V	240V
	41	36706400	LEFT GUIDE,VERTICAL CONVEYING	1	1	1
	42	2A017220	RIGHT GUIDE FILM,DUPLEX	1	1	1
●	43	2AC06240	CLUTCH,PAPER FEED	1	1	1
●	44	33906610	BEARING,FEED	2	2	2
●	45	34806150	STOPPER 5	1	1	1
●	46	63511220	STOP RING,4	1	1	1
	47	36706271	UPPER GUIDE,DUPLEX FEED	1	1	1
	48	36706280	LOWER GUIDE,DUPLEX FEED	1	1	1
●	49	36706880	FILM,CONFLUENCE GUIDE	2	2	2

- Parts with "•" are component parts or sub-assemblies of the assembly appearing immediately above them.
- Parts with "●" indicates the Service parts.

- Parts with "••" are component parts or sub-assembly with "•" appearing immediately above them.
- Parts with "•••" are component parts or sub-assembly with "••" appearing immediately above them.

FIG. 9 PAPER FEED-IN SECTION III

2CJ

SP	Ref. No.	Part. No.	Description	Quantity		
				120V	230V	240V
	1	2CJ07100	DUCT,INHALATION	1	1	1
●	2	2CJ06070	UPPER COVER,VERTICAL CONVEYING	1	1	1
●	3	29812291	CUSHION,CONTACT GLASS	4	4	4
●	4	33906630	STOPPER 5,RING	1	1	1
	5	33906640	RIGHT SPRING,FEED RELEASE	1	1	1
	6	33906651	SHAFT,FEED PULLEY	2	2	2
●	7	33906660	RIGHT PULLEY,FEED	4	4	4
	8	33906670	RIGHT HOOK,FEED RELEASE	2	2	2
	9	36706733	UPPER GUIDE,VERTICAL CONVEYING	1	1	1
	10	36706750	SHAFT,VERTICAL CONVEYING FULCRUM	1	1	1
	11	36706760	SHAFT,VERTICAL CONVEYING RELEASE	1	1	1
	12	36706770	SUPPORT PLATE,VERTICAL CONVEYING RELEASE	1	1	1
	13	36706780	PIN,VERTICAL CONVEYING RELEASE	1	1	1
	14	36706800	SPRING,VERTICAL CONVEYING DAMPER	1	1	1
	15	36706811	UPPER MOUNT,VERTICAL CONVEYING GUIDE	1	1	1
	16	36706850	UPPER REAR FRAME,VERTICAL CONVEYING	1	1	1
	17	66106610	SPRING,FEED	4	4	4
●	18	2CJ06060	RIGHT HANDLE,FEED RELEASE	1	1	1
●	19	78627520	DUCT FAN	1	1	1
●	20	2CJ06080	LOWER COVER,VERTICAL CONVEYING	1	1	1
●	21	29812291	CUSHION,CONTACT GLASS	4	4	4
●	22	33906630	STOPPER 5,RING	1	1	1
	23	33906640	RIGHT SPRING,FEED RELEASE	1	1	1
	24	33906651	SHAFT,FEED PULLEY	2	2	2
●	25	33906660	RIGHT PULLEY,FEED	4	4	4
	26	33906670	RIGHT HOOK,FEED RELEASE	2	2	2
	27	36706740	LOWER GUIDE,VERTICAL CONVEYING	1	1	1
	28	36706750	SHAFT,VERTICAL CONVEYING FULCRUM	1	1	1
	29	36706760	SHAFT,VERTICAL CONVEYING RELEASE	1	1	1
	30	36706770	SUPPORT PLATE,VERTICAL CONVEYING RELEASE	1	1	1
	31	36706780	PIN,VERTICAL CONVEYING RELEASE	1	1	1
	32	36706800	SPRING,VERTICAL CONVEYING DAMPER	1	1	1
	33	36706820	LOWER MOUNT,VERTICAL CONVEYING GUIDE	1	1	1
	34	36706860	LOWER REAR FRAME,VERTICAL CONVEYING	1	1	1
	35	66106610	SPRING,FEED	4	4	4
●	36	2CJ06060	RIGHT HANDLE,FEED RELEASE	1	1	1
●	37	2A006500	ROLLER,VERTICAL CONVEYING MIDDLE	1	1	1
	38	M2105720	MINIATURE CLAMP,UAMS-05-2	6	6	6
	39	2AC27600	WIRE,VERTICAL CONVEYING	2	2	2
●	40	33906140	SWITCH,VERTICAL CONVEYING	2	2	2

SP	Ref. No.	Part. No.	Description	Quantity		
				120V	230V	240V
	41	33906620	MOUNT BASE,PAPER FEED SWITCH	2	2	2
	42	36706190	LEFT GUIDE B,VERTICAL CONVEYING	1	1	1
●	43	2AC06240	CLUTCH,PAPER FEED	3	3	3
	44	M2105720	MINIATURE CLAMP,UAMS-05-2	3	3	3
	45	2AC27600	WIRE,VERTICAL CONVEYING	1	1	1
●	46	33906140	SWITCH,VERTICAL CONVEYING	1	1	1
	47	33906620	MOUNT BASE,PAPER FEED SWITCH	1	1	1
●	48	33906630	STOPPER 5,RING	1	1	1
	49	33906700	GUIDE,CONFLUENCE	1	1	1
	50	33906780	LEFT GUIDE,FEED	1	1	1
●	51	33906610	BEARING,FEED	6	6	6
	52	36706790	MOUNT,VERTICAL CONVEYING RELEASE SWITCH	1	1	1
●	53	61727540	INTERLOCK SWITCH B	1	1	1
●	54	33906730	ROLLER C,FEED	1	1	1
	55	36706790	MOUNT,VERTICAL CONVEYING RELEASE SWITCH	1	1	1
	56	36706831	COVER,VERTICAL CONVEYING RELEASE SWITCH	1	1	1
●	57	61727540	INTERLOCK SWITCH B	1	1	1
●	58	34806150	STOPPER 5	3	3	3
●	59	33906630	STOPPER 5,RING	1	1	1
	60	33906700	GUIDE,CONFLUENCE	1	1	1
	61	68202140	LOWER RIGHT STAY	1	1	1
●	62	36706260	ROLLER B,VERTICAL CONVEYING	1	1	1
	63	2A007150	DUCT,SEPARATION JOINT	1	1	1
●	64	78627520	DUCT FAN	1	1	1
	65	36706840	PIN,VERTICAL CONVEYING HOOK	2	2	2

- Parts with "•" are component parts or sub-assemblies of the assembly appearing immediately above them.
- Parts with "●" indicates the Service parts.

- Parts with "••" are component parts or sub-assembly with "•" appearing immediately above them.
- Parts with "•••" are component parts or sub-assembly with "••" appearing immediately above them.

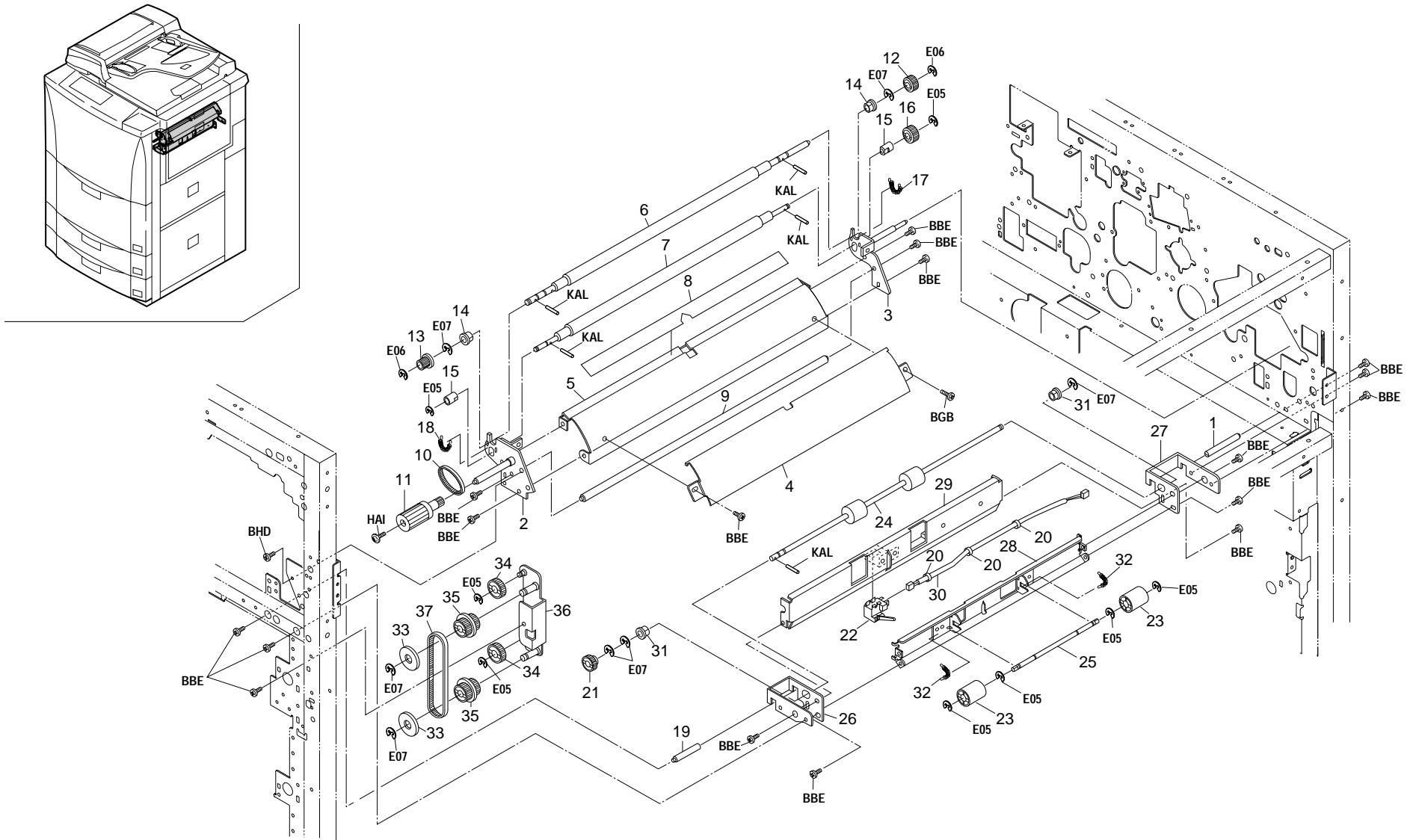


FIG.10 PAPER FEED-IN SECTION IV

2CJ

SP	Ref. No.	Part. No.	Description	Quantity		
				120V	230V	240V
	1	36706240	REAR RETAINING PIN,FEED	1	1	1
	2	36706010	UPPER FRONT FRAME,FEED	1	1	1
	3	36706020	UPPER REAR FRAME,FEED	1	1	1
	4	36706030	UPPER RIGHT GUIDE,FEED	1	1	1
	5	36706040	UPPER LEFT GUIDE,FEED	1	1	1
	6	36706050	UPPER ROLLER,FEED	1	1	1
●	7	36706060	LOWER ROLLER,FEED	1	1	1
●	8	36706180	FILM,FEED	1	1	1
	9	36706320	UPPER STAY,FEED	1	1	1
●	10	36706410	BELT,FEED HANDLE	1	1	1
	11	36706420	HANDLE,FEED	1	1	1
●	12	36706530	UPPER GEAR 16,REGISTRATION	1	1	1
●	13	65722030	PULLEY 22,FEED	1	1	1
●	14	67322230	BUSHING 8	2	2	2
●	15	72107160	BUSHING 6,LOWER REGISTRATION ROLLER	2	2	2
●	16	73210370	GEAR 18,LOOP	1	1	1
	17	77706461	PRESSING SPRING	1	1	1
	18	77706492	FRONT PRESSING SPRING	1	1	1
	19	36706230	RETAINING PIN,UNIT	1	1	1
	20	M0207000	BINDING BAND,KB-100-1	3	3	3
●	21	29806490	GEAR 16T	1	1	1
●	22	2A027720	SWITCH,FEED	1	1	1
●	23	33906660	RIGHT PULLEY,FEED	2	2	2
●	24	36706141	LEFT ROLLER,FEED	1	1	1
	25	36706150	SHAFT,FEED PULLEY	1	1	1
	26	36706331	LOWER FRONT FRAME,FEED	1	1	1
	27	36706341	LOWER REAR FRAME,FEED	1	1	1
	28	36706350	LOWER RIGHT GUIDE,FEED	1	1	1
	29	36706360	LOWER LEFT GUIDE,FEED	1	1	1
	30	36727390	WIRE,FEED	1	1	1
●	31	67322230	BUSHING 8	2	2	2
	32	77706461	PRESSING SPRING	2	2	2
●	33	72407330	PULLEY,PF GEAR 30	2	2	2
●	34	29816080	GEAR 20,IDLE	2	2	2
●	35	33522090	GEAR 22/32,FEED	2	2	2
	36	36706370	MOUNT,FEED DRIVE	1	1	1
●	37	36706390	BELT,FEED DRIVE	1	1	1

- Parts with "•" are component parts or sub-assemblies of the assembly appearing immediately above them.
- Parts with "●" indicates the Service parts.

- Parts with "••" are component parts or sub-assembly with "•" appearing immediately above them.
- Parts with "•••" are component parts or sub-assembly with "••" appearing immediately above them.

FIG.11 PAPER CONVEYING SECTION I

2CJ

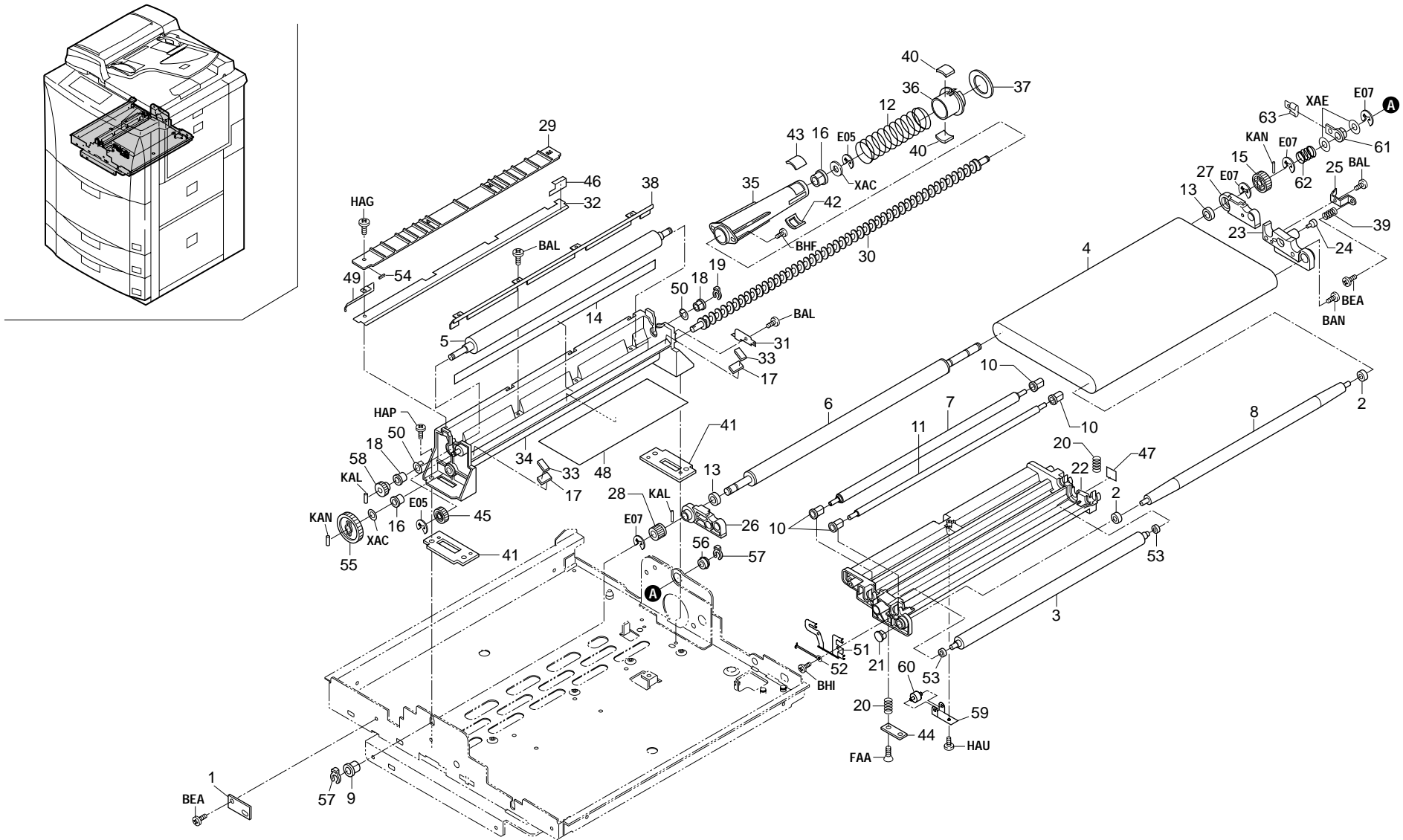


FIG.11 PAPER CONVEYING SECTION I

2CJ

SP	Ref. No.	Part. No.	Description	Quantity		
				120V	230V	240V
	1	36720640	FRONT POSITIONING PLATE, FIXING	1	1	1
	2	G3001360	BEARING 686ZZ	2	2	2
●	3	2A016020	ROLLER, TRANSFER	1	1	1
●	4	36793281	PARTS, BELT TRANSFER (SP)	1	1	1
●	5	2A016040	BRUSH, BELT CLEANING	1	1	1
●	6	2CJ16010	ROLLER, BELT DRIVE	1	1	1
●	7	2A016061	ROLLER, MIDDLE	1	1	1
●	8	2A016070	ROLLER, IDLE	1	1	1
●	9	67322230	BUSHING 8	1	1	1
●	10	2A016100	BUSHING, MIDDLE ROLLER	4	4	4
●	11	2A016111	FRONT ROLLER, TRANSFER	1	1	1
	12	48527520	SPRING, CASSETTE	1	1	1
●	13	45592554	BEARING 688ADD	2	2	2
	14	2A016120	SEAL, BELT CLEANING	1	1	1
●	15	45728115	IDLE GEAR 22	1	1	1
●	16	49028116	BUSHING 6, CLEANING UNIT	2	2	2
●	17	36718360	SPONGE B, CLEANING	2	2	2
●	18	29806810	BUSHING, 6 REGISTRATION	2	2	2
●	19	33906630	STOPPER 5, RING	1	1	1
	20	35316030	SPRING, TRANSFER	2	2	2
●	21	36716240	BUSHING, IDLE ROLLER	1	1	1
	22	36716263	STAY, TRANSFER	1	1	1
	23	36716271	RETAINER, TRANSFER ROLLER	1	1	1
●	24	36716290	ELECTRODE, TRANSFER	1	1	1
	25	36716300	ELECTRODE B, TRANSFER	1	1	1
	26	36716311	FRONT FRAME, TURN	1	1	1
	27	36716321	REAR FRAME, TURN	1	1	1
●	28	36716360	GEAR 15, CLEANING DRIVE	1	1	1
	29	36716383	REAR GUIDE, TRANSFER	1	1	1
	30	36716390	SPIRAL, BELT CLEANING	1	1	1
●	31	36716411	ELECTRODE, BRUSH	1	1	1
●	32	36793670	PARTS FRONT SHIELD, CLEANING (SP)	1	1	1
●	33	36718400	LOWER SPONGE, BLADE	2	2	2
	34	36716481	HOUSING, BELT CLEANING	1	1	1
	35	36716490	NOZZLE, DISPOSAL	1	1	1
	36	36716510	SHUTTER, BELT CLEANING	1	1	1
	37	36716530	SHIELD A, SHUTTER	1	1	1
●	38	36716610	SCRAPER, BELT CLEANING	1	1	1
	39	36716670	SPRING, TRANSFER ELECTRODE	1	1	1
	40	36716750	SHIELD, DISPOSAL DUCT	2	2	2

SP	Ref. No.	Part. No.	Description	Quantity		
				120V	230V	240V
	41	36716800	SPACER, BELT CLEANING	2	2	2
	42	36716810	SEAL A, NOZZLE	1	1	1
	43	36716820	SEAL B, NOZZLE	1	1	1
	44	36716840	SUPPORT PLATE, TRANSFER	1	1	1
●	45	36716850	GEAR 17, CLEANING IDLE	1	1	1
	46	36716900	REAR SPONGE, TRANSFER	1	1	1
	47	36716920	FILM, TRANSFER SPRING	1	1	1
	48	36716930	FILM, TRANSFER	1	1	1
	49	36716940	GROUND PLATE, BELT CLEANING	1	1	1
●	50	2A016130	SEAL, CLEANING WIND SHIELD	2	2	2
●	51	2A016300	GROUND PLATE A, MIDDLE ROLLER	1	1	1
	52	36727650	GROUND WIRE, TRANSFER BELT	1	1	1
	53	63520170	BUSHING, PRESSING ROLLER	2	2	2
	54	63814660	UPPER SEAL, DOCTOR BLADE	1	1	1
●	55	45771201	GEAR 36, PC CLUTCH	1	1	1
	56	60912270	BEARING, 688ZZ	1	1	1
	57	75706040	STOPRING PAPER FEED PULLEY	2	2	2
●	58	75915120	GEAR 16, SUB DEV. UNIT	1	1	1
	59	68720170	MOUNT, FEED SHIFT PULLEY	1	1	1
●	60	68720160	PULLEY, FEED SHIFT	1	1	1
	61	74718091	BUSHING CLEANING UNIT	1	1	1
	62	48528213	SPRING, FIXING UNIT SOL	1	1	1
	63	2A016310	TERMINAL A, DRIVE ROLLER	1	1	1

- Parts with "•" are component parts or sub-assemblies of the assembly appearing immediately above them.
- Parts with "●" indicates the Service parts.

- Parts with "••" are component parts or sub-assembly with "•" appearing immediately above them.
- Parts with "•••" are component parts or sub-assembly with "••" appearing immediately above them.

FIG.12 PAPER CONVEYING SECTION II

2CJ

SP	Ref. No.	Part. No.	Description	Quantity		
				120V	230V	240V
	1	36716123	BASE,CONVEYING	1	1	1
	2	M2104210	EDGING,EDS-2	1	1	1
	3	M2105740	MINIATURE CLAMP,UAMS-05S-2	3	3	3
	4	M2107120	BINDING BAND SG-130	2	2	2
	5	M2108640	SPACER,KGLS-10RT(KITAGAWA)	3	3	3
	6	M2108870	SPACER,KGPS-10RF(KITAGAWA)	2	2	2
	7	M2109230	WIRE SADDLE,LWS-3S(KITAGAWA)	1	1	1
	8	2A005090	LABEL,CONVEYING RELEASE(EUR)	1	1	1
	9	2A027500	JUNCTION WIRING,TRANSFER BELT	1	1	1
●	10	2A028091	TRANSFER BELT HIGH VOLTAGE PCB	1	1	1
	11	48927324	PULLEY,CLEANING UNIT	2	2	2
●	12	49028101	BUSH 8	1	1	1
	13	36716960	GROUND PLATE,TRANSFER	1	1	1
●	14	29820200	GEAR,FULCRUM	1	1	1
	15	77706461	PRESSING SPRING	2	2	2
	16	36768220	SHAFT BELT PRESSURE ASS'Y	1	1	1
	17	36716150	CAM,BELT PRESSURE	2	2	2
	18	36716160	FRONT SPRING,PRESSURE	1	1	1
	19	36716170	REAR SPRING,PRESSURE	1	1	1
●	20	36706520	LOWER ROLLER,REGISTRATION	1	1	1
	21	36706552	LOWER GUIDE,REGISTRATION	1	1	1
●	22	36706570	FILM,REGISTRATION	1	1	1
●	23	36706580	RIGHT FILM,RESISTANCE	1	1	1
	24	36708290	FRONT PIN,IMAGE FORMATION POSITIONING	2	2	2
	25	36716031	HANDLE,CONVEYING	1	1	1
	26	36716040	PIN,RELEASE RETAINING	1	1	1
	27	36716091	SHAFT,TRANSFER RELEASE	1	1	1
	28	36716100	SUPPORT PLATE,TRANSFER RELEASE	2	2	2
	29	36716110	SHAFT,RELEASE PULLEY	2	2	2
●	30	2A016221	LOWER FRONT FILM,REGISTRATION	2	2	2
	31	36716131	BASE,TRANSFER	1	1	1
	32	36716180	LEVER,BELT PRESSURE	1	1	1
	33	36716330	SPRING,TRANSFER PRESSING	4	4	4
	34	36716470	LOWER FRONT GUIDE,TRANSFER	1	1	1
	35	36716540	PIN,TRANSFER FULCRUM	1	1	1
	36	36716570	SPRING,LEVER PRESSURE	1	1	1
	37	36716590	STOPPER,TRANSFER RELEASE	1	1	1
	38	36716600	SPACER,CONVEYING HANDLE	1	1	1
	39	36716700	PIN 45,TRANSFER	1	1	1
	40	36716710	PIN 25/32,TRANSFER	1	1	1

SP	Ref. No.	Part. No.	Description	Quantity		
				120V	230V	240V
	41	60907880	BUSHING,BYPASS SHAFT	1	1	1
	42	61716260	TERMINAL A,TC CATCHER	1	1	1
	43	63706260	SPRING,STACK BYPASS GEAR	1	1	1
●	44	67322050	GEAR 45 DEVELOPING DRIVE	1	1	1
●	45	72107160	BUSHING 6,LOWER REGISTRATION ROLLER	2	2	2
●	46	73210370	GEAR 18,LOOP	1	1	1
●	47	74718091	BUSHING CLEANING UNIT	1	1	1
	48	72906070	BUSHING 4,REGISTRATION	1	1	1

- Parts with "•" are component parts or sub-assemblies of the assembly appearing immediately above them.
- Parts with "●" indicates the Service parts.

- Parts with "••" are component parts or sub-assembly with "•" appearing immediately above them.
- Parts with "•••" are component parts or sub-assembly with "••" appearing immediately above them.

FIG.13 OPTICAL SECTION I

2CJ

SP	Ref. No.	Part. No.	Description	Quantity		
				120V	230V	240V
●	1	2A301021	SCANNER DRIVE ASS'Y	1	1	1
	2	M1203510	OPEN BUSHING,OCB-1000	1	1	1
	3	M2104250	EDGING,EDS-17L(KITAGAWA)	5	5	5
	4	M2105730	MINIATURE CLAMP,UAMS-07-0	4	2	2
	5	36512430	BASE RUBBER,SCANNER SECTION	4	4	4
	6	M2108490	SPACER,KGLS-12RT	2	2	2
	7	M2109010	WIRE SADDLE,WS-2NS	3	3	3
	8	M2109230	WIRE SADDLE,LWS-3S(KITAGAWA)	1	1	1
●	9	18314080	PULLEY,MOVING IDLE	2	2	2
●	10	2AR12200	FILM,FFC	1	1	1
	11	76610320	PIN TENSION PULLEY	4	4	4
	12	75712080	MIRROR HOLDER	4	4	4
	13	2AC12230	MOUNT,RELEASE SWITCH	1	1	1
	14	2AC12360	GUIDE,RELEASE SWITCH	1	1	1
	15	2AC12370	SWITCH,RELEASE DETECTION	1	1	1
	16	2AC12380	SPRING,RELEASE SWITCH	1	1	1
●	17	35327400	SWITCH,FEED	1	1	1
	18	2AC12121	LOWER MIRROR FRAME A,SCANNER	1	1	1
	19	2AC12130	REFLECTOR,SCANNER	1	1	1
●	20	2AC12140	MIRROR A	1	1	1
●	21	2AC12150	MIRROR B	2	2	2
●	22	2AC12160	MIRROR FRAME B	1	1	1
●	23	2AC12170	WIRE,SCANNER	1	1	1
	24	2AC12180	ADJUSTING PLATE,SCANNER WIRE	2	2	2
	25	2AC12210	SHAFT,SCANNER DRIVE	1	1	1
	26	2AC12250	MOUNT,SCANNER MOTOR	1	1	1
	27	2AC12261	LIGHT SHIELD,PI	1	1	1
	28	2AC12270	GUIDE FFC1	1	1	1
	29	2AC12300	HOLDER FFC	1	1	1
	30	2AC12400	ADJUSTING PLATE B,MIRROR FRAME	1	1	1
	31	2AC12410	SPACER,RETAINING PIN	1	1	1
●	32	2AC12420	WIRE S,SCANNER	1	1	1
	33	2AC12440	GROUND PLATE,INVERTER	1	1	1
●	34	2A093010	PARTS,ASS'Y ISU(SP)	1	1	1
	35	2AV27200	WIRE,SCANNER INVERTER	1	1	1
●	36	2BC12150	LAMP,SCANNER	1	1	1
	37	2AC12110	UPPER MIRROR FRAME A,SCANNER	1	1	1
	38	2AC12240	COVER,INVERTER	1	1	1
●	39	2A012060	MOTOR,SCANNER	1	1	1
	40	2A012130	MOUNT,SCANNER PULLEY	2	2	2

SP	Ref. No.	Part. No.	Description	Quantity		
				120V	230V	240V
	41	2CJ27110	WIRE,SCANNER UNIT	1	1	1
●	42	2BC28120	INVERTER PCB	1	1	1
	43	2A312010	COVER,ISU	1	1	1
	44	2A312020	MOUNT BASE,ORIGINAL DETECTION SENSOR	2	1	1
	45	2A312030	LID,SCANNER BASE	1	1	1
	46	2A327350	WIRE,ORIGINAL SIZE DETECTION(INCH)	1		
	47	2A327360	WIRE,ORIGINAL SIZE DETECTION(METRIC)		1	1
	48	2A105180	LABEL,CAUTION CONTACT GLASS	1	1	1
●	49	28107400	BEARING,688ZZNR	2	2	2
	50	29912420	HOLDER,WIRE ROPE	2	2	2
●	51	33522100	BELT 117,VERTICAL CONVEYING	1	1	1
●	52	2BC12120	PULLEY,SCANNER	8	8	8
●	53	34806150	STOPPER 5	1	1	1
●	54	35912060	PULLEY,SCANNER DRUM	2	2	2
	55	35912210	SPRING,MIRROR HOLDER	2	2	2
●	56	35912340	PULLEY,SCANNER DRIVE	1	1	1
	57	35912360	GUIDE FFC2	1	1	1
●	58	35927290	SENSOR,ORIGINAL DETECTION	2	1	1
●	59	2AV12450	SLIDER,SCANNER	8	8	8
	60	2BC12160	UPPER FILM,SCANNER	1	1	1
	61	66212080	MOUNT,SCANNER SWITCH	1	1	1
●	62	72127100	PI SWITCH,OPTICAL SECTION	1	1	1
	63	36708090	GROUND PLATE,STAY DRUM		7	7
	64	72112520	TENSION SPRING,SCANNER WIRE	2	2	2
	65	18526211	GROUND PLATE A,NOISE		1	1
	66	33927590	CORE 7-15X18		2	2
	67	M2505170	CLAMP,GNK-2N(NIKKO)		2	2
	68	2CJ26100	MOUNT,DF CONNECTOR	1	1	1
	69	2CJ27130	SHIELD A,GASKET		1	

- Parts with "●" are component parts or sub-assemblies of the assembly appearing immediately above them.
- Parts with "●●" indicates the Service parts.

- Parts with "●●●" are component parts or sub-assembly with "●●" appearing immediately above them.
- Parts with "●●●●" are component parts or sub-assembly with "●●●" appearing immediately above them.

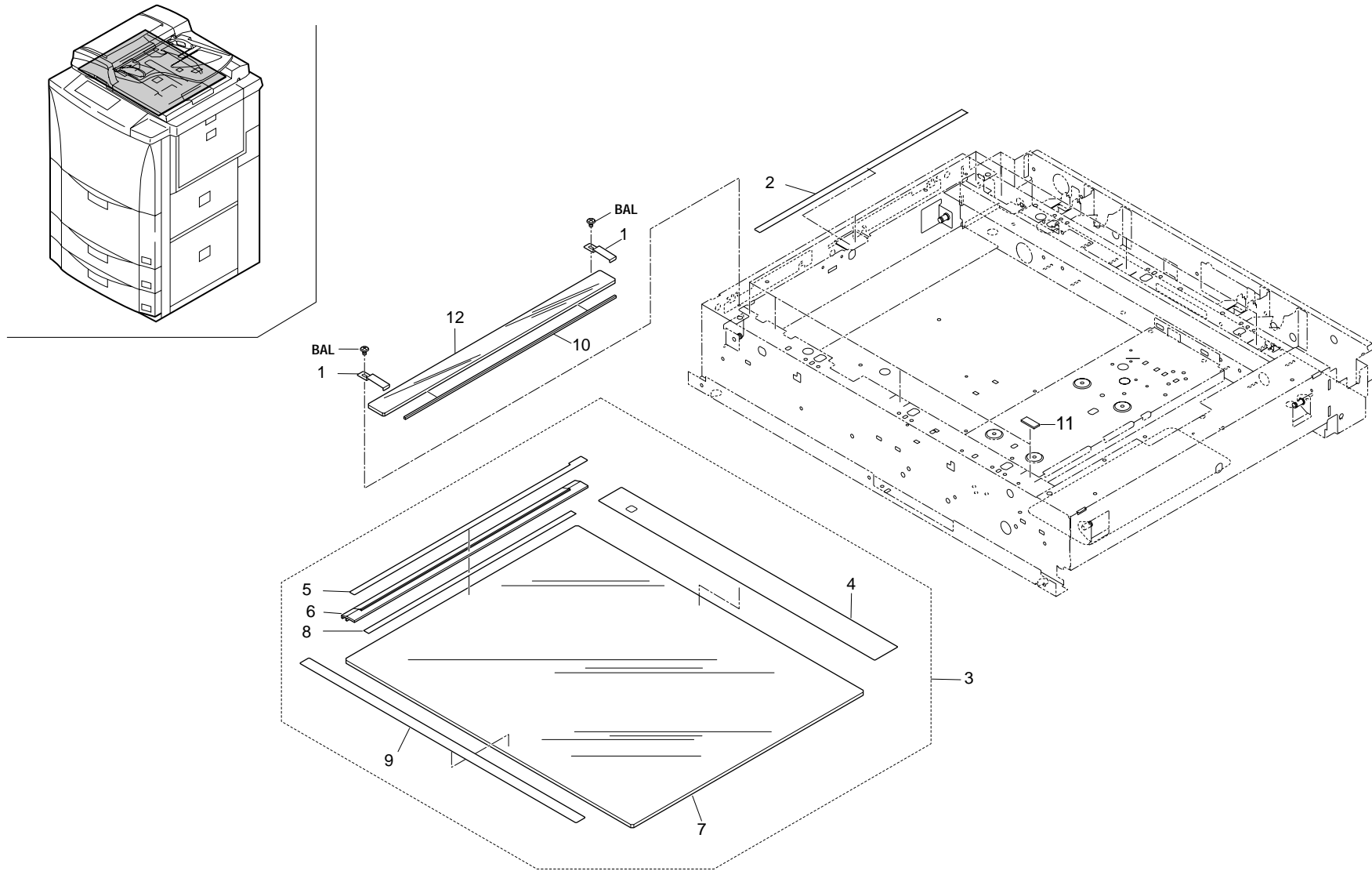


FIG.14 OPTICAL SECTION II

2CJ

SP	Ref. No.	Part. No.	Description	Quantity		
				120V	230V	240V
	1	2AC12280	HOLDER,ADF CONTACT GLASS	2	2	2
●	2	2AC12430	FILM,GLASS DUST SHIELD	1	1	1
●	3	2BC68220	CONTACT GLASS ASS'Y(METRIC S P)		1	1
●	3	2BC68230	CONTACT GLASS ASS'Y(INCH S P)	1		
	4	•2AV12470	REAR ORIGINAL SIZE INDICATOR(INCH)	1		
	4	•2AV12460	REAR ORIGINAL SIZE INDICATOR(METRIC)		1	1
	5	•2AV12491	LABEL,ORIGINAL SIZE INDICATOR(INCH)	1		
	5	•2AV12481	LABEL,ORIGINAL SIZE INDICATOR(METRIC)		1	1
●	6	•2A305070	LEFT ORIGINAL SIZE INDICATOR	1	1	1
●	7	•35912010	CONTACT GLASS	1	1	1
	8	•2BC12130	STANDARD PLATE,SHADING	1	1	1
●	9	•2AV12640	FRONT SEAL,CONTACT GLASS	1	1	1
●	10	35912531	SPONGE,ORIGINAL SIZE INDICATOR	1	1	1
●	11	29812291	CUSHION,CONTACT GLASS	9	9	9
●	12	35911450	CONTACT GLASS,ADF	1	1	1

- Parts with "•" are component parts or sub-assemblies of the assembly appearing immediately above them.
- Parts with "●" indicates the Service parts.

- Parts with "••" are component parts or sub-assembly with "•" appearing immediately above them.
- Parts with "•••" are component parts or sub-assembly with "••" appearing immediately above them.

FIG.15 IMAGE FORMATION SECTION I

2CJ

SP	Ref. No.	Part. No.	Description	Quantity		
				120V	230V	240V
●	1	2A000073	MAIN CHARGER ASS'Y	1	1	1
	2	•2A010011	BASE,MAIN CHARGER	1	1	1
●	3	•2A068171	GRID ASS'Y	1	1	1
	4	•2A010030	INNER SHIELD,MC	1	1	1
	5	•2A010040	SHEET,DUCT	1	1	1
	6	•2A010081	SPIRAL,CHARGER CLEANING	1	1	1
●	7	•2A068180	REAR CHARGER HOUSING ASS'Y	1	1	1
	8	••36710050	REAR HOUSING,MC	1	1	1
	9	••33910230	PIN CHARGER	1	1	1
	10	••36710100	TERMINAL,MAIN CHARGER	1	1	1
●	11	•2AR10160	WIRE,MAIN CHARGER	1	1	1
●	12	•2A068220	MC CLEANING PAD ASS'Y	2	2	2
	13	•2A010140	PULLEY,MAIN CHARGER ADJUSTMENT	1	1	1
	14	•2A010151	MOVING BASE,MAIN CHARGER ADJUSTMENT	1	1	1
●	15	•2A027780	UNIT,CLEANING MOTOR	1	1	1
	16	•48527200	SPRING,CHARGER	1	1	1
●	17	•36908040	LAMP,CLEANING LAMP	1	1	1
	18	36708470	SHAFT,DRUM	2	2	2
	19	•33917211	WORK PLATE,CLEANING SLIDER	1	1	1
	20	•36710041	FRONT HOUSING,MC	1	1	1
●	21	•36768071	CHARGER CLEANING SLIDER ASS'Y	2	2	2
●	22	•36768081	GRID CLEANING PAD ASS'Y	1	1	1
	23	•36710230	INSULATING PLATE,CLEANING LAMP	1	1	1
	24	•36710271	RETAINING PIN,MAIN CHARGER	1	1	1
	25	•36716670	SPRING,TRANSFER ELECTRODE	1	1	1
●	26	2A060080	HEATER,DRUM	1	1	1
	27	2A008310	FRONT RETAINER,DRUM	1	1	1
	28	36708020	FRONT FLANGE,DRUM	1	1	1
	29	36708070	SPRING,FLANGE	2	2	2
●	30	36708190	ELECTRODE B,DRUM HEATER	1	1	1
	31	36708390	TERMINAL BASE B,DRUM HEATER	1	1	1
●	32	2A082010	SET,DRUM FOR 6230	1	1	1
	33	2A008300	REAR RETAINER,DRUM	1	1	1
	34	36708480	GROUND PLATE A,DRUM	1	1	1
	35	36727191	JUNCTION WIRING,DRUM FLANGE	1	1	1
	36	36708491	GROUND PLATE B,DRUM	1	1	1
	37	M2104210	EDGING,EDS-2	1	1	1
	38	M2107120	BINDING BAND SG-130	2	2	2
	39	2CJ08010	REAR FLANGE,DRUM	1	1	1
●	40	36708040	ELECTRODE A,DRUM HEATER	2	2	2

SP	Ref. No.	Part. No.	Description	Quantity		
				120V	230V	240V
	41	36708090	GROUND PLATE,STAY DRUM	1	1	1
●	42	36708190	ELECTRODE B,DRUM HEATER	1	1	1
	43	36708380	TERMINAL BASE A,DRUM HEATER	1	1	1
	44	36708400	TERMINAL BASE C,DRUM HEATER	1	1	1
	45	36708410	TERMINAL BASE D,DRUM HEATER	1	1	1
	46	36708460	MOUNT,DRUM	1	1	1

- Parts with "•" are component parts or sub-assemblies of the assembly appearing immediately above them.
- Parts with "●" indicates the Service parts.

- Parts with "••" are component parts or sub-assembly with "•" appearing immediately above them.
- Parts with "•••" are component parts or sub-assembly with "••" appearing immediately above them.

FIG.16 IMAGE FORMATION SECTION II

2CJ

SP	Ref. No.	Part. No.	Description	Quantity		
				120V	230V	240V
	1	2A013010	BASE,LSU	1	1	1
	2	78618510	SPRING RETAINER LEVER	2	2	2
	3	M2104210	EDGING,EDS-2	2	2	2
	4	M2104250	EDGING,EDS-17L(KITAGAWA)	1	1	1
	5	M2107120	BINDING BAND SG-130	11	11	11
	6	M2107250	BAND,RSG-100(KITAGAWA)	1	1	1
	7	2A006120	UPPER GUIDE,REGISTRATION	1	1	1
	8	2A008030	LEFT STAY,IMAGE FORMATION	1	1	1
	9	2A008220	REAR FRAME,IMAGE FORMATION	1	1	1
	10	2A008320	REAR RETAINER,DRUM BEARING	1	1	1
	11	2A008330	FRONT RETAINER,DRUM BEARING	1	1	1
	12	2CJ10010	FRONT POSITIONING PLATE,MAIN CHARGER	1	1	1
	13	2A010070	REAR POSITIONING PLATE,MAIN CHARGER	1	1	1
	14	2A014500	FRONT HOLDER,DRUM	1	1	1
	15	2A014510	REAR HOLDER,DRUM	1	1	1
	16	2A014520	REAR LID,DRUM HOLDER	1	1	1
	17	2A014530	FRONT LID,DRUM HOLDER	1	1	1
	18	2A014550	TERMINAL,DEVELOPING BIAS	2	2	2
	19	2A027430	WIRE,IMAGE FORMATION UNIT	1	1	1
●	20	2A027570	SWITCH,DUPLEX CONVEYING	1	1	1
	21	48128606	PIN,WIRE TENSION	2	2	2
	22	29422110	TERMINAL BASE(GND),DRUM	1	1	1
●	23	29806490	GEAR 16T	1	1	1
●	24	3AK16240	TORQUE LIMITER,MIDDLE DRIVE	1	1	1
	25	33408341	PIN,DRUM RETAINING	2	2	2
●	26	36701012	REAR DRUM ELECTRODE WIRE ASS'Y	1	1	1
●	27	36701021	FRONT DRUM ELECTRODE WIRE ASS'Y	1	1	1
●	28	36706511	UPPER ROLLER,REGISTRATION	1	1	1
●	29	36706530	UPPER GEAR 16,REGISTRATION	1	1	1
	30	36706870	RETAINER,TORQUE LIMITER	1	1	1
	31	36708150	SPACER,ELECTRODE	1	1	1
	32	36708211	FRONT FRAME,IMAGE FORMATION	1	1	1
	33	36708240	RIGHT STAY,IMAGE FORMATION	1	1	1
	34	36708250	MOUNT,IMAGE FORMATION WIRE	1	1	1
	35	36708300	LEFT REAR PIN,IMAGE FORMATION POSITIONIN	1	1	1
	36	36708330	RIGHT REAR PIN,IMAGE FORMATION POSITIONI	1	1	1
●	37	36710290	PLATE SPRING,MC HOLDER	2	2	2
	38	36714190	REAR GUIDE,DEVELOPING PRESSURE	1	1	1
	39	36714200	REAR HOLDER,DEVELOPING PRESSURE	1	1	1
	40	36714210	REAR BASE,DEVELOPING PRESSURE	1	1	1

SP	Ref. No.	Part. No.	Description	Quantity		
				120V	230V	240V
	41	36714220	FULCRUM PIN,DEVELOPING PRESSURE	2	2	2
	42	36714300	FRONT GUIDE,DEVELOPING PRESSURE	1	1	1
	43	36714310	FRONT HOLDER,DEVELOPING PRESSURE	1	1	1
	44	2A014590	FRONT BASE,DEVELOPING PRESSURE	1	1	1
●	45	2A014580	SPRING,DEVELOPING PRESSURE	2	2	2
	46	36714520	UPPER FRONT SPONGE,TRANSFER	1	1	1
	47	36715170	RIGHT RETAINER,HOPPER	1	1	1
	48	36715180	LEFT RETAINER,HOPPER	1	1	1
	49	36716550	UPPER FRONT GUIDE,TRANSFER	1	1	1
	50	2CJ16020	REAR SPONGE A,TRANSFER	1	1	1
	51	2CJ16030	REAR SPONGE B,TRANSFER	1	1	1
	52	36718910	FRONT LEVER,CLEANING RETAINING	1	1	1
	53	36718920	REAR LEVER,CLEANING RETAINING	1	1	1
	54	36718940	SHAFT,CLEANING RETAINING	1	1	1
	55	36718950	SLIDER,CLEANING RETAINING	2	2	2
●	56	67322230	BUSHING 8	2	2	2
	57	71802210	PIN,DRUM LIFT	2	2	2
	58	M2109010	WIRE SADDLE,WS-2NS	8	8	8
	59	M2105740	MINIATURE CLAMP,UAMS-05S-2	2	2	2
	60	M2607010	BINDING BAND,PLT1M	1	1	1
	61	2A010120	MOUNT,POTENTIAL SENSOR	1	1	1
	62	34010300	MOUNT,POTENTIAL SENSOR	1	1	1
●	63	2CJ28050	SENSOR,SURFACE POTENTIAL	1	1	1
	64	M2108120	SPACER,KGLS-4S	4	4	4
●	65	2CJ93110	PARTS,UNIT LSU,SP	1	1	1
	66	M2105730	MINIATURE CLAMP,UAMS-07-0	1	1	1
	67	2AC13030	PIN,LSU ADJUSTMENT	1	1	1
	68	2AC13040	MOUNT,LSU ADJUSTMENT	1	1	1

- Parts with "●" are component parts or sub-assemblies of the assembly appearing immediately above them.
- Parts with "●●" indicates the Service parts.

- Parts with "●●●" are component parts or sub-assembly with "●" appearing immediately above them.
- Parts with "●●●●" are component parts or sub-assembly with "●●" appearing immediately above them.

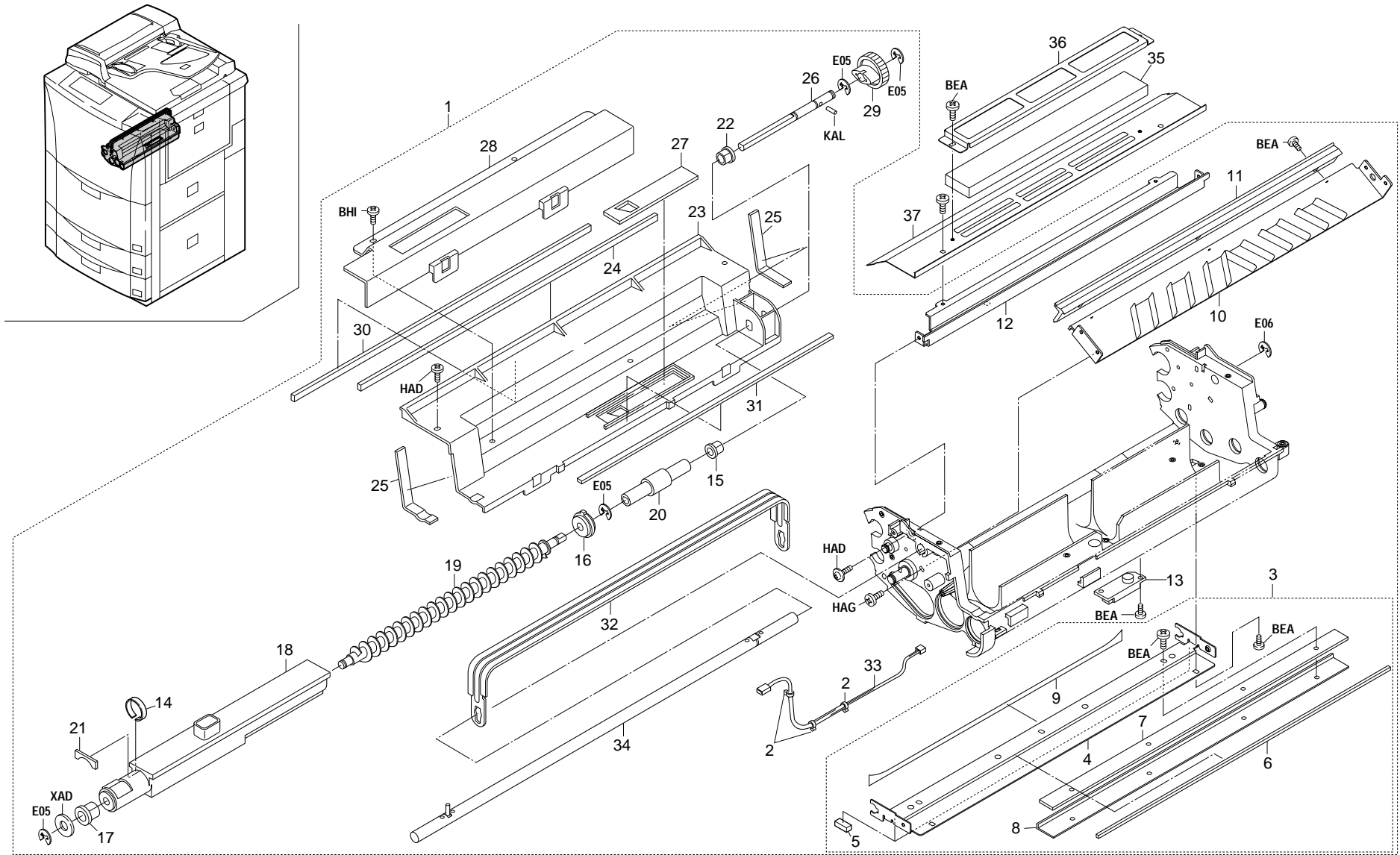


FIG.17 DEVELOPING SECTION I

2CJ

SP	Ref. No.	Part. No.	Description	Quantity		
				120V	230V	240V
●	1	2A000216	DEVELOPING ASS'Y	1	1	1
	2	•M2607010	BINDING BAND,PLT1M	3	3	3
●	3	•2A000220	DEVELOPING BLADE ASS'Y	1	1	1
	4	••2A014190	LOWER STAY,DEVELOPING ROLLER	1	1	1
	5	••2A014610	LOWER SPONGE,DEVELOPING BLADE	2	2	2
	6	••36714660	SPONGE,LOWER DEV.STAY	1	1	1
	7	••61714240	HOLDER,LOWER DEV.ROLLER	1	1	1
	8	••61714250	HOLDER PLATE,LOWER DEV.ROLLER	1	1	1
	9	••61714320	FILM,DEV.BLADE REINFORCEMENT	1	1	1
	10	•2A014230	MOUNT,DOCTOR BLADE	1	1	1
●	11	•2A014240	DOCTOR BLADE,DEVELOPING	1	1	1
	12	•2A014310	UPPER MOUNT,SHIELD	1	1	1
●	13	•33914190	TONER SENSOR	1	1	1
	14	•36715740	SPONGE B,TONER SUPPLY CASE	1	1	1
	15	•29806560	BUSHING 6	1	1	1
	16	•49028113	BUSHING 6-19,DEV.UNIT	1	1	1
●	17	•49028116	BUSHING 6,CLEANING UNIT	1	1	1
	18	•36715030	CASE,TONER SUPPLY	1	1	1
	19	•36715040	SPIRAL,TONER SUPPLY	1	1	1
	20	•36715110	JOINT,HOPPER	1	1	1
	21	•36715190	SPONGE,TONER SUPPLY CASE	1	1	1
	22	•36706310	BUSHING,PAPER FEED	1	1	1
	23	•36714270	COVER,DEVELOPING	1	1	1
●	24	•36714410	SPONGE L,DEVELOPING COVER	1	1	1
●	25	•36714420	SPONGE S,DEVELOPING COVER	2	2	2
	26	•36715020	SHAFT,TONER SUPPLY DRIVE	1	1	1
●	27	•36715150	UPPER SPONGE,DEVELOPING COVER	1	1	1
	28	•36715340	COVER,TONER CONVEYING CASE	1	1	1
●	29	•71815100	GEAR 28,SUB UNIT AGITATION	1	1	1
●	30	•74315190	SPONGE H,TONER HOPPER	1	1	1
●	31	•77616280	SEAL A SEPARATION DUCT	1	1	1
	32	•36714180	HANDLE,DEVELOPING	1	1	1
	33	•2A027610	WIRE,DEVELOPING UNIT	1	1	1
	34	•36768190	SHAFT DEVELOPING ASS'Y	1	1	1
●	35	2A014460	FILTER,DEVELOPING	1	1	1
	36	2A014350	HOLDER,DEVELOPING FILTER	1	1	1
●	37	2A014360	UPPER SEAL,DEVELOPING	1	1	1

- Parts with "•" are component parts or sub-assemblies of the assembly appearing immediately above them.
- Parts with "●" indicates the Service parts.

- Parts with "••" are component parts or sub-assembly with "•" appearing immediately above them.
- Parts with "•••" are component parts or sub-assembly with "••" appearing immediately above them.

FIG.18 DEVELOPING SECTION II

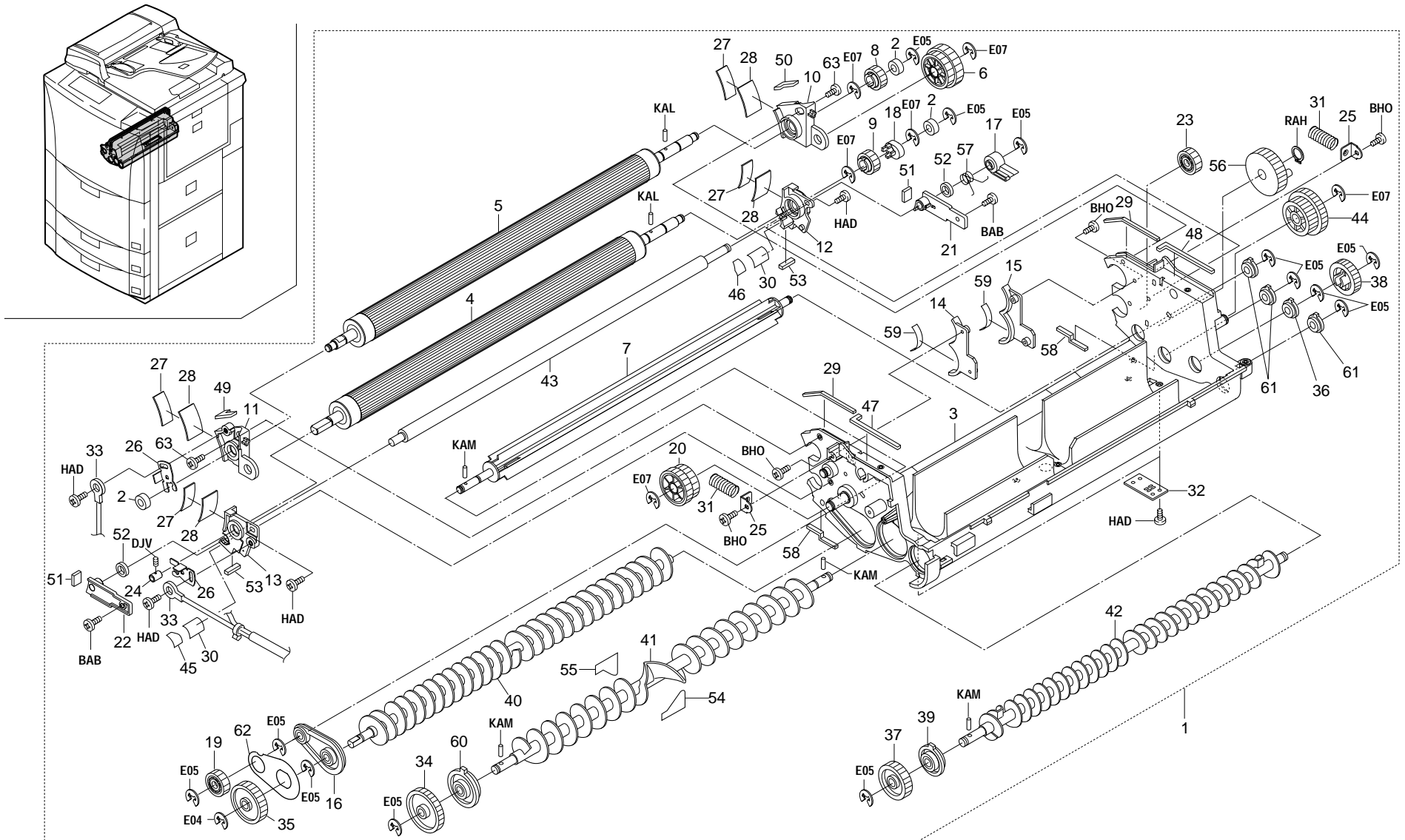


FIG.18 DEVELOPING SECTION II

2CJ

SP	Ref. No.	Part. No.	Description	Quantity		
				120V	230V	240V
●	1	2A000216	DEVELOPING ASS'Y	1	1	1
	2	•18514170	REAR PULLEY,DS	3	3	3
	3	•2A014011	HOUSING,DEVELOPING	1	1	1
	4	•2A014021	LOWER MAGNET,DEVELOPING	1	1	1
	5	•2A014031	UPPER MAGNET,DEVELOPING	1	1	1
●	6	•2A014041	GEAR,DEVELOPING IDLE	1	1	1
	7	•2A014050	PADDLE,DEVELOPING	1	1	1
●	8	•2A014060	UPPER GEAR,DEVELOPING	1	1	1
●	9	•2A014070	LOWER GEAR,DEVELOPING	1	1	1
	10	•2A014081	UPPER REAR BUSHING,SLEEVE	1	1	1
	11	•2A014090	UPPER FRONT BUSHING,SLEEVE	1	1	1
	12	•2A014100	LOWER REAR BUSHING,SLEEVE	1	1	1
	13	•2A014110	LOWER FRONT BUSHING,SLEEVE	1	1	1
	14	•2A014120	FRONT COVER,SLEEVE	1	1	1
	15	•2A014130	REAR COVER,SLEEVE	1	1	1
	16	•2A014140	BUSHING,DEVELOPING PADDLE	1	1	1
	17	•2A014151	LOWER LEVER,DEVELOPING ROLLER	1	1	1
●	18	•2A014160	LOWER CAM,DEVELOPING ROLLER	1	1	1
●	19	•2A014170	GEAR,DEVELOPING PADDLE	1	1	1
●	20	•2A014180	GEAR,PADDLE IDLE	1	1	1
●	21	•2A014200	REAR BUSHING,LOWER DEVELOPING ROLLER	1	1	1
●	22	•2A014210	FRONT BUSHING,LOWER DEVELOPING ROLLER	1	1	1
●	23	•2A014220	LOWER GEAR,DEVELOPING IDLE	1	1	1
●	24	•2A014250	BUSHING,DS	1	1	1
	25	•2A014290	STOPPER,DS HOLDER	2	2	2
	26	•2A014280	ADJUSTING PLATE,MAGNET	2	2	2
	27	•2A014380	UPPER FELT,DEVELOPING	4	4	4
	28	•2A014410	UPPER SEAL,SLEEVE	4	4	4
●	29	•2A014440	UPPER SPONGE,DEVELOPING	2	2	2
●	30	•2A014450	LOWER SEAL,DEVELOPING ROLLER	2	2	2
	31	•2A014560	SPRING,MAGNET PRESSURE	2	2	2
	32	•2A014570	LOWER COVER,DEVELOPING	2	2	2
	33	•2A027441	WIRE,DEVELOPING BIAS	1	1	1
●	34	•71814180	GEAR 35,MAIN UNIT MIXING	1	1	1
●	35	•45727604	GEAR 34,AGITATION ROLLER	1	1	1
	36	•2A014620	BUSHING,AGITATION SPIRAL	1	1	1
●	37	•36714130	GEAR 27,DEVELOPING	1	1	1
●	38	•36714140	REAR GEAR 25,DEVELOPING	1	1	1
	39	•71814130	BUSHING 6-23,MAIN UNIT	1	1	1
	40	•36714230	LEFT SPIRAL,DEVELOPING	1	1	1

SP	Ref. No.	Part. No.	Description	Quantity		
				120V	230V	240V
	41	•2A014640	CENTER SPIRAL,DEVELOPING	1	1	1
	42	•36714250	RIGHT SPIRAL,DEVELOPING	1	1	1
●	43	•36714280	LOWER SHAFT,DEVELOPING	1	1	1
●	44	•36714340	GEAR 27/36,IDLE DEVELOPING	1	1	1
●	45	•36714360	FRONT FELT,DISPOSAL ROLLER	1	1	1
●	46	•36714370	REAR FELT,DISPOSAL ROLLER	1	1	1
●	47	•36714390	FRONT SPONGE,DEVELOPING	1	1	1
●	48	•36714400	REAR SPONGE,DEVELOPING	1	1	1
●	49	•36714450	FRONT SPONGE,SLEEVE BUSHING	1	1	1
●	50	•36714460	REAR SPONGE,SLEEVE BUSHING	1	1	1
●	51	•36714480	LOWER FELT,DEVELOPING ROLLER BUSHING	2	2	2
●	52	•36714530	SHIELD,DEVELOPING DISPOSAL ROLLER	2	2	2
●	53	•36714550	LOWER SPONGE,DEVELOPING BUSHING	2	2	2
●	54	•36714580	FRONT SEAL,SENSOR CLEANING	1	1	1
●	55	•36714590	REAR SEAL,SENSOR CLEANING	1	1	1
●	56	•36714680	GEAR,JOINT DEVELOPING	1	1	1
●	57	•61714290	SPRING,LOWER DEV.ROLLER	1	1	1
	58	•61714440	SPONGE,LOWER DEVELOPING	2	2	2
	59	•65914430	SEAL,DEVELOPING	2	2	2
	60	•71614080	BUSHING 6-31,AGITATION ROTOR	1	1	1
	61	•71615050	BUSHING,AGITATION ROLLER	3	3	3
	62	•2A014600	FILM,BUSHING PADDLE	1	1	1
	63	•48128107	PIN,CLEANING BLADE	2	2	2

• Parts with "•" are component parts or sub-assemblies of the assembly appearing immediately above them.
 • Parts with "●" indicates the Service parts.

• Parts with "••" are component parts or sub-assembly with "•" appearing immediately above them.
 • Parts with "•••" are component parts or sub-assembly with "••" appearing immediately above them.

FIG.19 TONER HOPPER SECTION

2CJ

SP	Ref. No.	Part. No.	Description	Quantity		
				120V	230V	240V
●	1	2CJ93050	UPPER PARTS,ASS'Y HOPPER,USA-SP	1		
●	1	2CJ93060	UPPER PARTS,ASS'Y HOPPER,EUR-SP		1	1
●	2	*2CJ15010	LID,TONER SUPPLY	1	1	1
	3	*2A004200	HINGE,TONER SUPPLY	1	1	1
	4	*2A004210	HOLDER,HINGE	2	2	2
	5	*2A015060	LOWER MOUNT BASE,HOPPER	1	1	1
	6	*2BC15280	SHUTTER,HOPPER(USA)	1		
	6	*2BC15290	SHUTTER,HOPPER(EUR)		1	1
	7	*36704181	SHAFT,TONER SUPPLY HINGE	1	1	1
	8	*36704520	RETAINER,MAGNET	1	1	1
	9	*36704530	MAGNET,TONER SUPPLY	1	1	1
	10	*36705060	LABEL,TONER SUPPLY	1	1	1
	11	*36715550	SEAL,HOPPER	1	1	1
	12	*36715560	STOPPER,HOPPER	2	2	2
	13	*36715570	SPRING,HOPPER	2	2	2
	14	*36715600	SPONGE,DUCT HOPPER	1	1	1
	15	*36717120	GUIDE FILM,DUPLEX CONVEYING	1	1	1
	16	*2A015240	UPPER SPONGE,HOPPER HOUSING	2	2	2
	17	*2CJ15020	UPPER HOUSING,HOPPER	1	1	1
	18	*2CJ15050	UPPER MOUNT BASE G,HOPPER(USA)	1		
	18	*2CJ15060	UPPER MOUNT BASE H,HOPPER(EUR)		1	1
	19	20305090	LABEL,HIGH VOLTAGE CAUTION	1		1
●	19	2A005060	LABEL,HIGH VOLTAGE CAUTION(EUR)		1	
	20	2A015230	SPONGE F,HOPPER HOUSING	1	1	1
	21	2CJ05050	LABEL,JAM REMOVAL PAPER FEED	1	1	1
	22	2CJ15030	LOWER HOUSING,HOPPER	1	1	1
	23	M2105740	MINIATURE CLAMP,UAMS-05S-2	1	1	1
	24	2A015030	COVER,TONER DRAW	1	1	1
	25	2A015040	SPRING,CLEANING	1	1	1
	26	2A015050	COVER,DRAW SPIRAL	1	1	1
	27	2A015080	SPONGE A,HOPPER HOUSING	2	2	2
	28	2A015090	SPONGE B,HOPPER HOUSING	1	1	1
	29	2A015100	SPONGE C,HOPPER HOUSING	1	1	1
	30	2A015110	SPONGE D,HOPPER HOUSING	1	1	1
	31	2A015120	FILM A,HOPPER HOUSING	1	1	1
	32	2A015130	FILM B,HOPPER HOUSING	3	3	3
	33	2A015140	SEAL,DRAW SPIRAL COVER	1	1	1
	34	2A015200	SPONGE E,HOPPER HOUSING	2	2	2
	35	2A015210	SPONGE,TONER DRAW	2	2	2
●	36	33415181	GEAR,TONER SUPPLY	1	1	1

SP	Ref. No.	Part. No.	Description	Quantity		
				120V	230V	240V
●	37	33915180	TONER EMPTY DETECTION SENSOR	1	1	1
	38	34806140	STOPPER 4	1	1	1
	39	36715050	SPIRAL,TONER CONVEYING	1	1	1
	40	36715060	SPIRAL,TONER DRAW	1	1	1
	41	36715120	LEVER,SHUTTER	1	1	1
	42	36715130	HOLDER,SHUTTER	1	1	1
	43	36715140	SPRING,HOPPER AGITATION	2	2	2
	44	36715200	SHAFT,HOPPER AGITATION	1	1	1
●	45	36715210	MOTOR,TONER AGITATION	1	1	1
	46	36715230	MOUNT,CLEANING SPRING	1	1	1
	47	36715240	HOLDER,CLEANING SPRING	1	1	1
	48	36715300	SUPPORT PLATE,HOPPER	1	1	1
●	49	36793270	PARTS,MOTOR TONER SUPPLY(SP)	1	1	1
●	50	36715380	GEAR 41,HOPPER AGITATION	1	1	1
●	51	36715410	GEAR 17,IDLE	1	1	1
	52	36715420	SEAL,SHUTTER LEVER	1	1	1
	53	36715430	SEAL,SUPPLY JOINT	1	1	1
●	54	36715630	GEAR 13,HOPPER DRAW	1	1	1
●	55	36715640	GEAR 22,HOPPER	1	1	1
●	56	36715650	GEAR 22/13,IDLE	1	1	1
●	57	36715660	GEAR 23/44,TONER MOTOR	1	1	1
	58	36715710	SPONGE,TONER SUPPLY JOINT	1	1	1
	59	63814070	BUSHING,SPIRAL ROLLER	3	3	3
	60	65814420	FRONT BUSHING 12B,AGITATION	2	2	2
	61	71814100	BUSHING 6-21,MAIN UNIT	1	1	1
	62	2A015220	FILM,TONER LIMITATION	1	1	1
	63	2A015170	FILTER A,HOPPER	1	1	1
	64	2A015180	FILTER B,HOPPER	1	1	1
	65	2A015190	FILM,HOPPER FILTER	1	1	1
●	66	36715730	FILM,HOPPER LID	1	1	1

- Parts with "•" are component parts or sub-assemblies of the assembly appearing immediately above them.
- Parts with "●" indicates the Service parts.

- Parts with "••" are component parts or sub-assembly with "•" appearing immediately above them.
- Parts with "•••" are component parts or sub-assembly with "••" appearing immediately above them.

FIG.20 CLEANING SECTION I

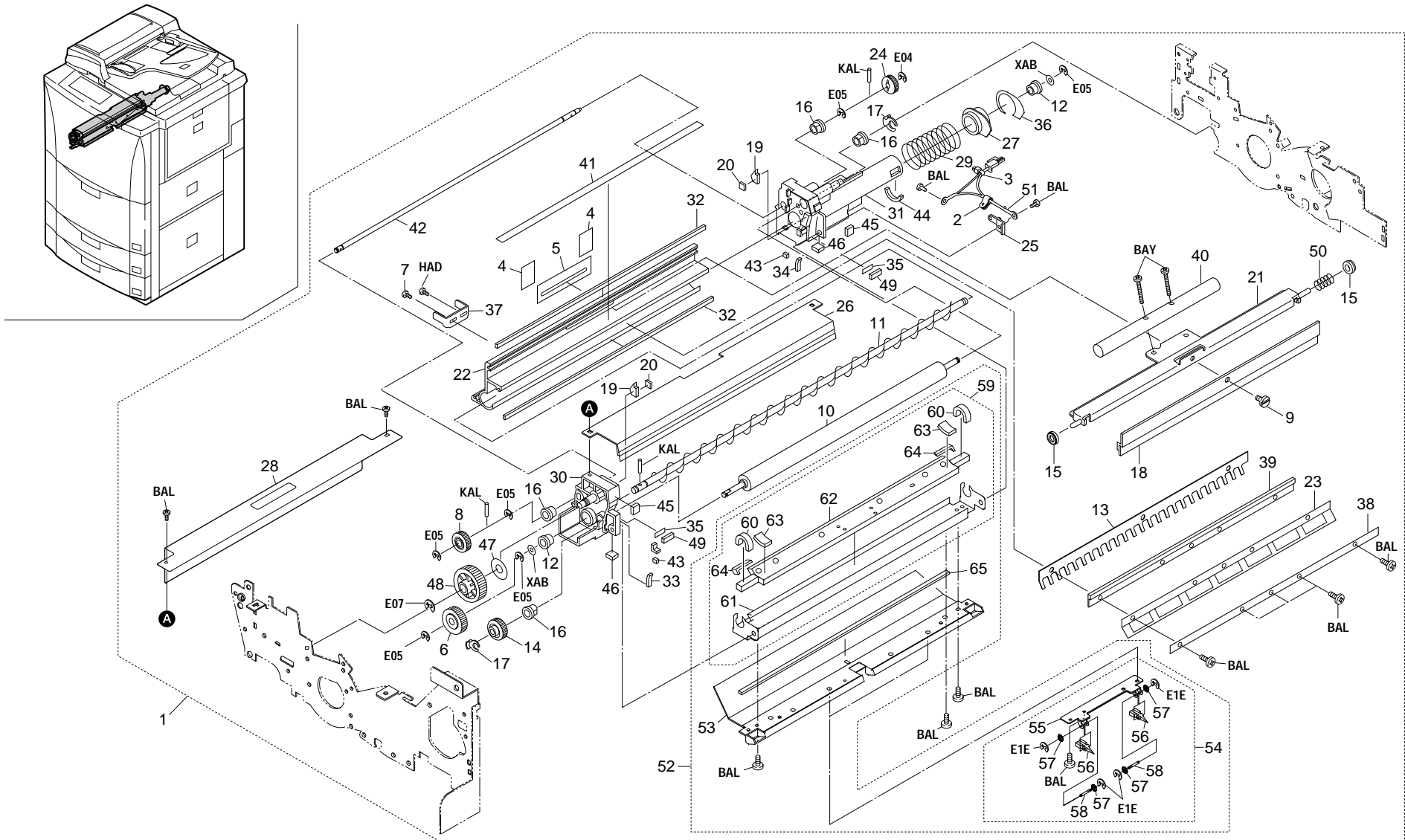


FIG.20 CLEANING SECTION I

2CJ

SP	Ref. No.	Part. No.	Description	Quantity		
				120V	230V	240V
●	1	2CJ93010	PARTS, ASS'Y CLEANING, SP	1	1	1
	2	•M2105000	NYLON CLAMP 2N, NK-2N	1	1	1
	3	•M2307010	BINDING BAND, T18R	2	2	2
●	4	•61718420	SEAL A, CLEANING STAY	2	2	2
●	5	•61718430	SEAL B, CLEANING STAY	1	1	1
●	6	•2CJ18170	GEAR 26, SPIRAL	1	1	1
	7	•72114320	PIN, DEV. UNIT HANDLE	1	1	1
●	8	•2CJ18140	GEAR 19, CLEANING IDLE	1	1	1
	9	•74318590	PIN, MAIN BLADE	1	1	1
●	10	•2A018051	BRUSH, CLEANING	1	1	1
	11	•2A018040	SPIRAL, CLEANING	1	1	1
●	12	•49028116	BUSHING 6, CLEANING UNIT	2	2	2
	13	•2A018150	SCRAPER, SPIRAL	1	1	1
●	14	•2CJ18160	GEAR 23, FUR BRUSH	1	1	1
	15	•77618200	BUSHING 7 CLEANING UNIT	2	2	2
●	16	•29806810	BUSHING, 6 REGISTRATION	4	4	4
●	17	•33906630	STOPPER 5, RING	2	2	2
●	18	•36793312	PARTS, BLADE CLEANING(SP)	1	1	1
	19	•2A018140	SPONGE, BLADE SIDE	2	2	2
	20	•2A018110	SPONGE A, CLEANING SIDE	2	2	2
	21	•36718050	MOUNT, BLADE	1	1	1
	22	•2CJ18300	STAY, CLEANING	1	1	1
	23	•2CJ18260	SCRAPER, CLEANING BRUSH	1	1	1
●	24	•2CJ18130	GEAR 18, CLEANING DRIVE	1	1	1
●	25	•36718110	TERMINAL, CLEANING BRUSH	1	1	1
●	26	•36793341	PARTS, UPPER COVER CLEANING(SP)	1	1	1
	27	•2CJ18210	SHUTTER, CLEANING	1	1	1
	28	•2A023100	WIND SHIELD PLATE, CLEANING	1	1	1
	29	•36718150	SPRING, SHUTTER	1	1	1
	30	•2CJ18100	FRONT FRAME, CLEANING	1	1	1
	31	•2CJ18110	REAR FRAME, CLEANING	1	1	1
●	32	•36718180	SEAL, BRUSH MOUNT	2	2	2
●	33	•2A018070	FRONT SEAL A, CLEANING	1	1	1
●	34	•2A018080	REAR SEAL A, CLEANING	1	1	1
	35	•2A018120	FILM B, CLEANING	2	2	2
●	36	•2CJ18220	SEAL, CLEANING SHUTTER	1	1	1
	37	•36718260	SLIDE PLATE, BLADE RELEASE	1	1	1
	38	•36718270	INSULATING PLATE, CLEANING BRUSH	1	1	1
	39	•36718281	SPACER, SCRAPING	1	1	1
	40	•36918040	WEIGHT, MAIN BLADE	1	1	1

SP	Ref. No.	Part. No.	Description	Quantity		
				120V	230V	240V
	41	•2A018100	FILM, CLEANING	1	1	1
	42	•2CJ18120	REAR SHAFT, CLEANING DRIVE	1	1	1
●	43	•36718360	SPONGE B, CLEANING	2	2	2
●	44	•36718370	INNER SEAL, CLEANING SHUTTER	1	1	1
●	45	•36718390	UPPER SPONGE, SEAL	2	2	2
●	46	•36718400	LOWER SPONGE, BLADE	2	2	2
●	47	•36718411	SHEET, BLADE THRUST	1	1	1
●	48	•2CJ18150	GEAR 45, THRUST	1	1	1
	49	•2A018090	LOWER SPONGE A, CLEANING	2	2	2
	50	•78606250	SPRING PAPER FEED SECTION	1	1	1
	51	•36727160	WIRE, CLEANING	1	1	1
●	52	•2CJ60020	COVER CLEANING ASS'Y SP	1	1	1
●	53	••2CJ18250	COVER, CLEANING	1	1	1
	54	••2CJ00520	SEPARATION CLAW ASS'Y	2	2	2
	55	•••2CJ18240	MOUNT, SEPARATION CLAW	2	2	2
●	56	•••2A018160	CLAW A, SEPARATION	4	4	4
	57	•••62218020	RATCHET, SEPARATION	8	8	8
	58	•••2A018170	SHAFT, SEPARATION CLAW	4	4	4
●	59	••2A068210	LOWER BLADE ASS'Y	1	1	1
	60	•••2A018130	LOWER SPONGE, FUR BRUSH	2	2	2
●	61	•••36793330	PARTS, MOUNT CLEANING(SP)	1	1	1
	62	•••36718041	GUIDE, CLEANING BRUSH	1	1	1
●	63	•••36718230	SPONGE, BRUSH GUIDE	2	2	2
	64	•••2A018230	LOWER SPONGE, FUR BRUSH SIDE	2	2	2
●	65	••36718180	SEAL, BRUSH MOUNT	1	1	1

- Parts with "•" are component parts or sub-assemblies of the assembly appearing immediately above them.
- Parts with "●" indicates the Service parts.

- Parts with "••" are component parts or sub-assembly with "•" appearing immediately above them.
- Parts with "•••" are component parts or sub-assembly with "••" appearing immediately above them.

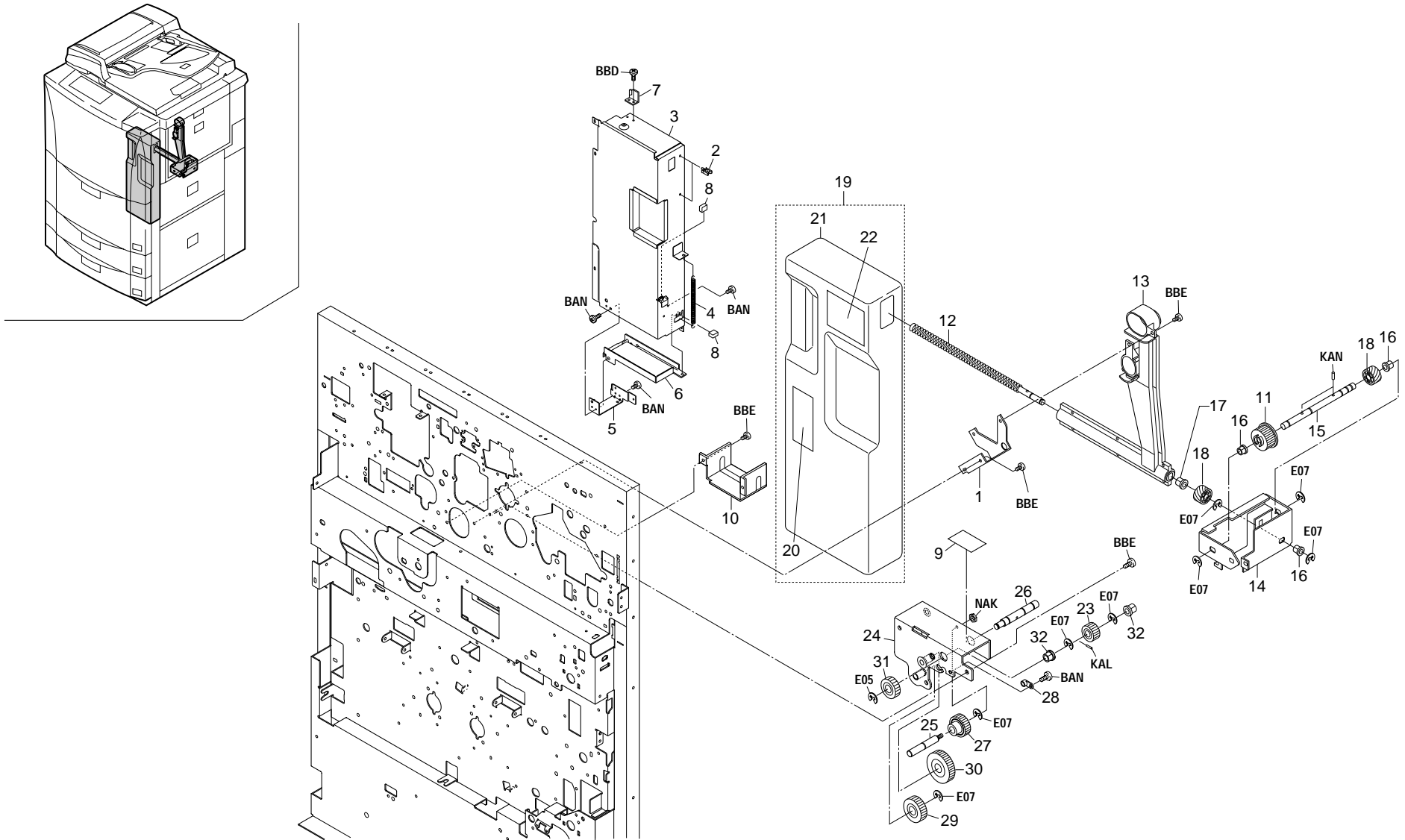


FIG.21 CLEANING SECTION II

2CJ

SP	Ref. No.	Part. No.	Description	Quantity		
				120V	230V	240V
	1	36723510	MOUNT,DISPOSAL PIPE	1	1	1
	2	M2109020	WIRE SADDLE,WS-2WS	3	3	3
	3	2A018200	COVER,DISPOSAL TANK	1	1	1
	4	2A018210	SPRING,DISPOSAL TANK	1	1	1
	5	2A018220	LOWER MOUNT,DISPOSAL SUPPORT	1	1	1
	6	36718500	MOUNT BASE,DISPOSAL TANK	1	1	1
	7	36718530	MOUNT,DISPOSAL SUPPORT	1	1	1
●	8	66127010	SWITCH,COVER OPEN	2	2	2
	9	2AG05200	LABEL,HIGH VOLTAGE CAUTION(EXP)	1	1	1
	10	36718610	BASE,DISPOSAL PIPE	1	1	1
	11	33922360	PULLEY 36,FIXING DRIVE	1	1	1
	12	36718560	SPRING,DISPOSAL	1	1	1
	13	36718570	HOUSING,DISPOSAL	1	1	1
	14	36722310	MOUNT,DISPOSAL SPIRAL DRIVE	1	1	1
	15	36722470	SHAFT,DISPOSAL SPIRAL DRIVE	1	1	1
●	16	67322230	BUSHING 8	3	3	3
	17	74318070	BUSHING 8,TONER DISPOSAL	1	1	1
●	18	74318080	GEAR 25,TONER DISPOSAL	2	2	2
	19	36700522	DISPOSAL TANK ASS'Y	2	2	2
	20	*36505111	LABEL,TONER DISPOSAL TANK	2	2	2
	21	*36718510	TANK,DISPOSAL	2	2	2
	22	*74318310	TAPE,TONER DISPOSAL TANK	2	2	2
●	23	74722080	GEAR 17 PF CLUTCH	1	1	1
	24	2CJ22100	MOUNT,CLEANING DRIVE	1	1	1
	25	2CJ22110	SHAFT,CLEANING IDLE	1	1	1
	26	2CJ22120	SHAFT,CLEANING DRIVE	1	1	1
●	27	2CJ22130	GEAR 16/22,CLEANING DRIVE	1	1	1
●	28	2CJ22140	BUSHING,CLEANING DRIVE	1	1	1
●	29	45728115	IDLE GEAR 22	1	1	1
●	30	61714140	GEAR,DEVELOPING SLEEVE	1	1	1
●	31	66018160	GEAR 19,SPIRAL ROLLER	1	1	1
●	32	67322230	BUSHING 8	2	2	2

- Parts with "•" are component parts or sub-assemblies of the assembly appearing immediately above them.
- Parts with "●" indicates the Service parts.

- Parts with "••" are component parts or sub-assembly with "•" appearing immediately above them.
- Parts with "•••" are component parts or sub-assembly with "••" appearing immediately above them.

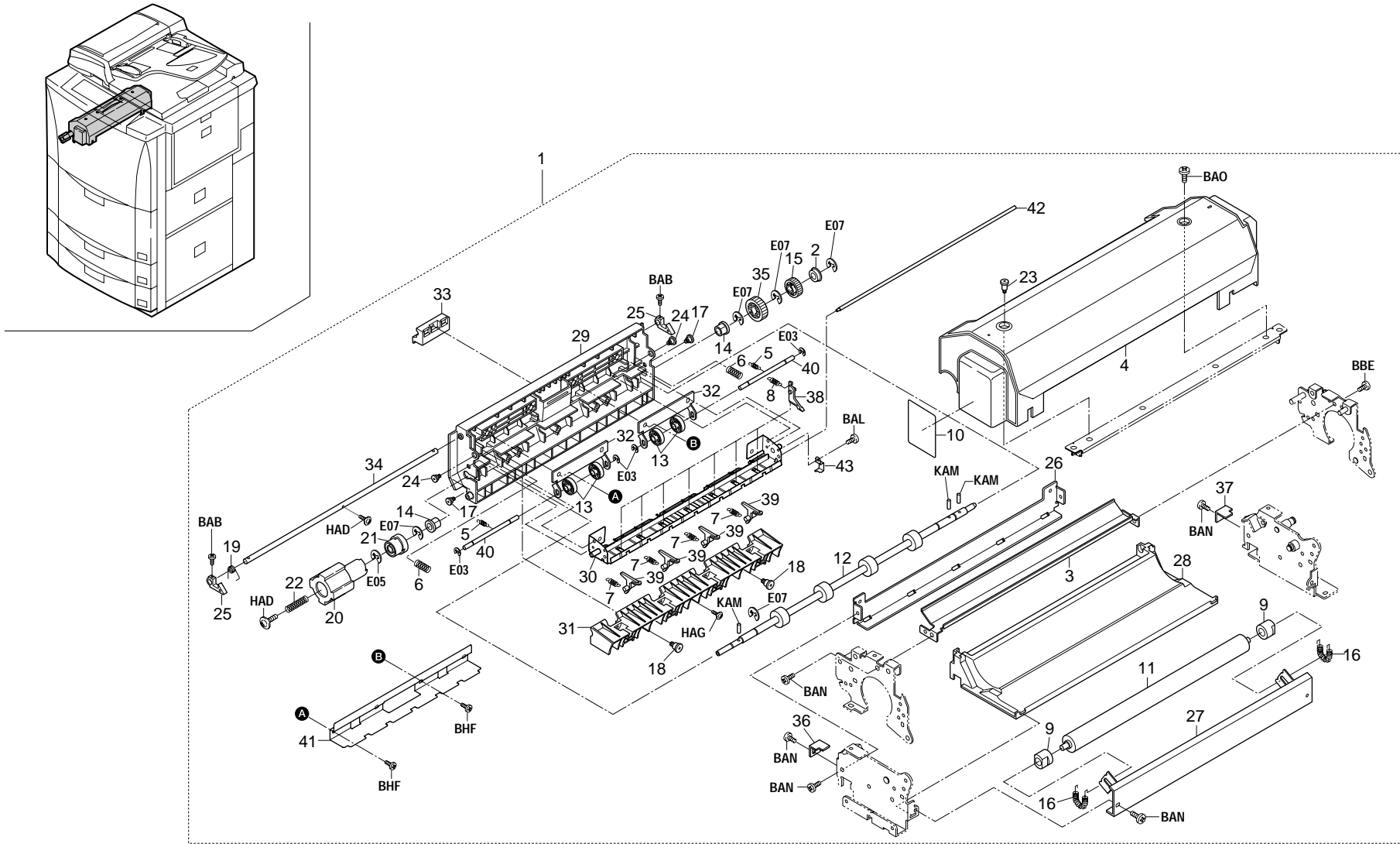


FIG.22 FIXING SECTION I

2CJ

SP	Ref. No.	Part. No.	Description	Quantity		
				120V	230V	240V
●	1	2C.J93030	PARTS 120,ASS'Y FIXING UNIT(S P)	1		
●	1	2C.J93040	PARTS 240,ASS'Y FIXING UNIT(S P)		1	1
●	2	●G3006980	BEARING #698ZZ	1	1	1
●	3	●2A020230	UPPER LEFT STAY,FIXING	1	1	1
●	4	●2A068250	COVER FIXING ASS'Y	1	1	1
●	5	●78012030	PRESSING SPRING CIS	2	2	2
●	6	●73902220	SPRING SHAFT HOOK	2	2	2
●	7	●68320310	SPRING,SEPARATION CLAW	4	4	4
●	8	●61720760	SPRING,SEPARATION CLAW	7	7	7
●	9	●61720460	BUSH,FIXING CLEANING	2	2	2
●	10	●20305080	LABEL,HIGH TEMPERATURE CAUTION(EXP)	1		
●	10	●2A005200	LABEL,HIGH TEMPERATURE CAUTION(EXP)		1	1
●	11	●2C.J93130	PARTS,LOWER ROLLER A CLEANING(SP)	1	1	1
●	12	●2A020420	ROLLER,FIXING EJECT	1	1	1
●	13	●2A020450	REAR PULLEY,FIXING	4	4	4
●	14	●49028101	BUSH 8	2	2	2
●	15	●45728104	GEAR 20,DEV.UNIT	1	1	1
●	16	●29717220	PRESSING SPRING B,SB	2	2	2
●	17	●29804160	PIN,ORIGINAL HOLDER	2	2	2
●	18	●29820420	PIN,BEARING	2	2	2
●	19	●33906640	RIGHT SPRING,FEED RELEASE	1	1	1
●	20	●33920310	DIAL,FIXING DRIVE	1	1	1
●	21	●33920320	JOINT,FIXING DRIVE	1	1	1
●	22	●33920330	SPRING,FIXING DRIVE	1	1	1
●	23	●33920570	PIN,FIXING COVER	1	1	1
●	24	●34920170	FULCRUM PIN,FIXING	2	2	2
●	25	●36720600	HOOK,FIXING EJECT RELEASE	2	2	2
●	26	●36720180	LOWER LEFT STAY,FIXING	1	1	1
●	27	●36720200	LOWER MOUNT,CLEANING ROLLER	1	1	1
●	28	●36720220	LOWER HOUSING,FIXING	1	1	1
●	29	●2A068260	COVER FIXING EJECT ASS'Y	1	1	1
●	30	●2A020463	UPPER GUIDE,FIXING EJECT	1	1	1
●	31	●36720251	LOWER GUIDE,FIXING EJECT	1	1	1
●	32	●36720280	PLATE SPRING,FIXING EJECT PULLEY	2	2	2
●	33	●36720290	HANDLE,FIXING EJECT RELEASE	1	1	1
●	34	●36720300	SHAFT,FIXING EJECT RELEASE	1	1	1
●	35	●36720390	GEAR,FIXING EJECT JOINT	1	1	1
●	36	●36720430	FRONT HOLDER,FIXING EJECT UNIT	1	1	1
●	37	●36720440	REAR HOLDER,FIXING EJECT UNIT	1	1	1
●	38	●61720750	SEPARATION CLAW B	7	7	7

SP	Ref. No.	Part. No.	Description	Quantity		
				120V	230V	240V
●	39	●36720493	CLAW,PRESS ROLLER	4	4	4
●	40	●36720581	SHAFT,FIXING EJECT PULLEY	2	2	2
●	41	●2A020500	REINFORCEMENT,FIXING EJECT COVER	1	1	1
●	42	●2A020470	SUPPORT BAR,SEPARATION CLAW	1	1	1
●	43	●2A020480	BASE,SUPPORT BAR SEPARATION CLAW	1	1	1

- Parts with "•" are component parts or sub-assemblies of the assembly appearing immediately above them.
- Parts with "●" indicates the Service parts.

- Parts with "••" are component parts or sub-assembly with "•" appearing immediately above them.
- Parts with "•••" are component parts or sub-assembly with "••" appearing immediately above them.

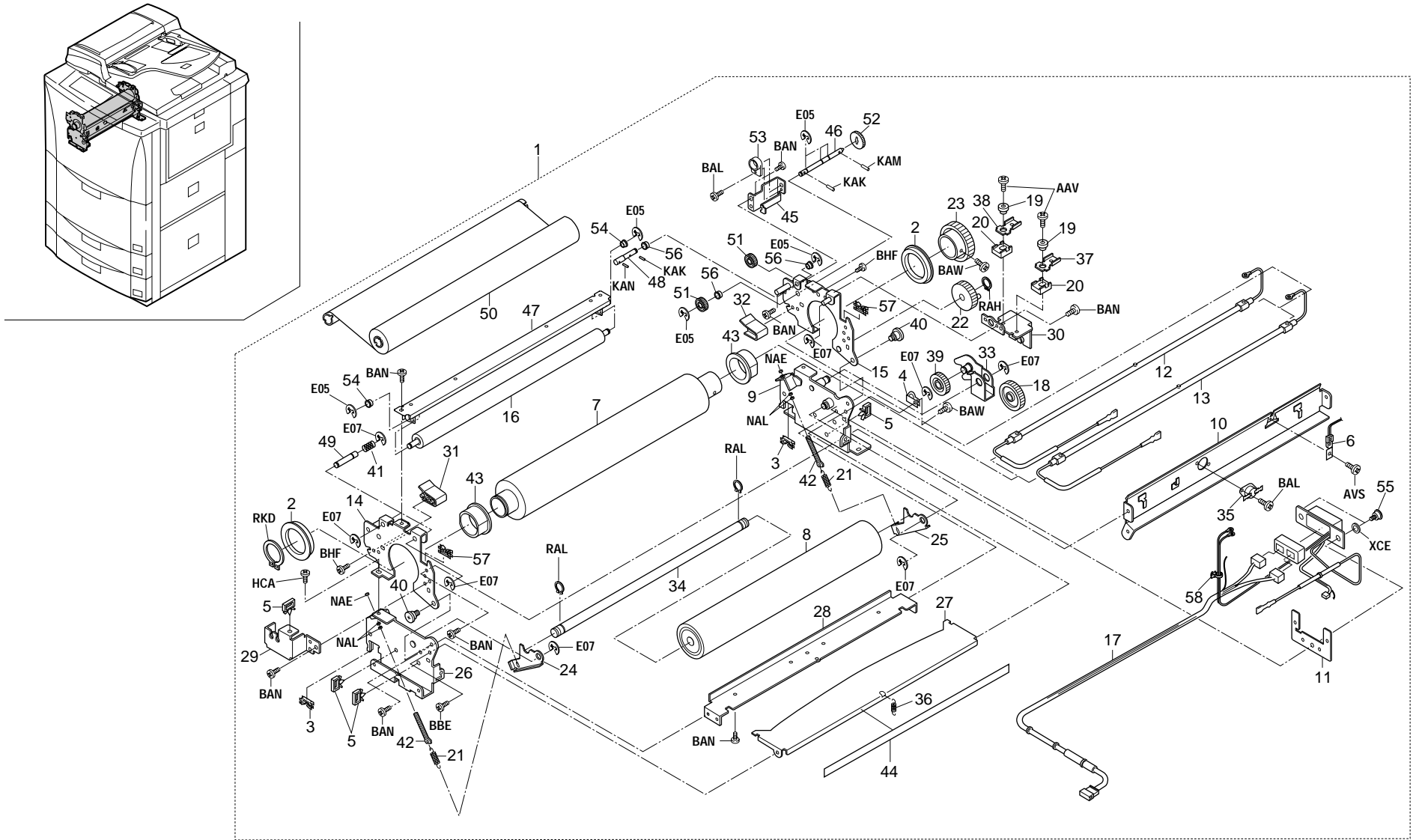


FIG.23 FIXING SECTION II

2CJ

SP	Ref. No.	Part. No.	Description	Quantity		
				120V	230V	240V
●	1	2CJ93030	PARTS 120,ASS'Y FIXING UNIT(S P)	1		
●	1	2CJ93040	PARTS 240,ASS'Y FIXING UNIT(S P)		1	1
●	2	●G3169070	BEARING 6907ZZNRC4ENS	2	2	2
	3	●M2104230	EDGING,EDS-3	2	2	2
	4	●M2105800	CLAMP,HEAT PROOF KCA-44	1	1	1
	5	●M2109280	WIRE SADDLE,LWS-1S-F(KITAGAWA)	4	4	4
●	6	●18520201	THERMISTOR,FIXING	1	1	1
●	7	●2A020010	ROLLER,HEAT	1	1	1
●	8	●2BC20260	PRESS ROLLER	1	1	1
	9	●2A020030	LOWER REAR FRAME, FIXING	1	1	1
	10	●2A020040	UPPER FRONT GUIDE, FIXING	1	1	1
	11	●2A020080	MOUNT, FIXING DRAWER	1	1	1
●	12	●2A020130	HEATER MU, FIXING(120)	1		
●	12	●2A020150	HEATER MU, FIXING(240)		1	1
●	13	●2A020140	HEATER SU, FIXING(120)	1		
●	13	●2A020160	HEATER SU, FIXING(240)		1	1
	14	●2A020210	UPPER FRONT FRAME, FIXING	1	1	1
	15	●2A020220	UPPER REAR FRAME, FIXING	1	1	1
	16	●2CJ93140	PARTS, ROLLER PRESSING CLEANING A(SP)	1	1	1
	17	●2A027420	WIRE, FIXING UNIT	1	1	1
●	18	●45728900	GEAR 38T	1	1	1
	19	●29620330	INSULATOR D	2	2	2
	20	●29620340	INSULATOR T	2	2	2
	21	●2A020370	SPRING, PRESSURE	2	2	2
●	22	●36714680	GEAR, JOINT DEVELOPING	1	1	1
●	23	●36720061	GEAR, HEAT ROLLER	1	1	1
	24	●36720090	FRONT PRESSING PLATE, PRESS ROLLER	1	1	1
	25	●36720100	REAR PRESSING PLATE, PRESS ROLLER	1	1	1
	26	●36720120	LOWER FRONT FRAME, FIXING	1	1	1
	27	●36720160	LOWER FRONT GUIDE, FIXING	1	1	1
	28	●36720170	LOWER RIGHT STAY, FIXING	1	1	1
	29	●36720341	FRONT SUPPORT PLATE, HEATER	1	1	1
	30	●36720351	REAR SUPPORT PLATE, HEATER	1	1	1
	31	●36720370	FRONT GUIDE, FIXING EJECT TURN AUXILIARY	1	1	1
	32	●36720380	REAR GUIDE, FIXING EJECT TURN AUXILIARY	1	1	1
	33	●36720410	TENSION PLATE, FIXING DRIVE	1	1	1
	34	●36720460	SHAFT, PRESS ROLLER	1	1	1
●	35	●36720590	THERMAL PROTECTOR 180, FIXING	1	1	1
	36	●36720610	LOWER FRONT SPRING, FIXING	1	1	1
	37	●61720290	TERMINAL, MAIN HEATER	1	1	1

SP	Ref. No.	Part. No.	Description	Quantity		
				120V	230V	240V
	38	●61720300	TERMINAL, SUB HEATER	1	1	1
●	39	●67322180	GEAR 28, IDLE DRIVE	1	1	1
	40	●71802210	PIN, DRUM LIFT	2	2	2
	41	●73818100	SPRING, BLADE THRUST	2	2	2
	42	●74318650	PIN WEIGHT DETECTOR	2	2	2
●	43	●78620531	BUSHING HEAT ROLLER	2	2	2
●	44	●2A020350	FRONT STATIC ELIMINATOR, FIXING	1	1	1
	45	●2A020250	SUPPORT PLATE, FIXING CLEANING SHAFT	1	1	1
	46	●2A020260	SHAFT A, FIXING CLEANING DRIVE	1	1	1
	47	●2CJ20030	STAY A, FIXING CLEANING	1	1	1
	48	●2A020310	SHAFT B, FIXING CLEANING DRIVE	1	1	1
	49	●2A020320	SHAFT, FIXING CLEANING RETAINING	2	2	2
●	50	●2A020330	FELT, CLEANING	1	1	1
●	51	●36520931	GEAR 16, OIL ROLLER	2	2	2
●	52	●66022131	GEAR 30, DEVELOPING DRIVE	1	1	1
●	53	●66222140	BUSHING, BYPASS CAM	1	1	1
●	54	●61720460	BUSH, FIXING CLEANING	2	2	2
	55	●2BC20520	PIN, FIXING DRAWER	2	2	2
●	56	●73210450	BUSH, 6	3	3	3
	57	●M2104380	EDGING,EDS-3-F(KITAGAWA)	2	2	2
	58	●M2607010	BINDING BAND, PLT1M	1	1	1

- Parts with "•" are component parts or sub-assemblies of the assembly appearing immediately above them.
- Parts with "●" indicates the Service parts.

- Parts with "••" are component parts or sub-assembly with "•" appearing immediately above them.
- Parts with "•••" are component parts or sub-assembly with "••" appearing immediately above them.

FIG.24 DRIVING, COOLING SECTION I

2CJ

SP	Ref. No.	Part. No.	Description	Quantity		
				120V	230V	240V
	1	2A022070	MOUNT A,IMAGE FORMATION DRIVE	1	1	1
	2	M2107120	BINDING BAND SG-130	2	2	2
●	3	2AC06260	CLUTCH 32,FEED	2	2	2
	4	2A022060	SHAFT B,FEED DRIVE	1	1	1
	5	72418140	SPRING, BLADE	1	1	1
●	6	45727303	GEAR 26,CLUTCH	2	2	2
●	7	28107400	BEARING,688ZZNR	1	1	1
●	8	45729404	GEAR B,PF PULLEY	1	1	1
	9	33904160	SPRING,EJECT COVER	1	1	1
●	10	2A022210	JOINT,DEVELOPING DRIVE	1	1	1
●	11	2A022220	COUPLING,DEVELOPING DRIVE	1	1	1
●	12	36707230	CLUTCH,BYPASS	1	1	1
●	13	36707242	CLUTCH,BYPASS LIFT	1	1	1
●	14	36722050	BELT,DRUM DRIVE	1	1	1
	15	36722220	MOUNT B,IMAGE FORMATION DRIVE	1	1	1
	16	36722350	SHAFT,REGISTRATION DRIVE	1	1	1
	17	36722360	SHAFT A,FEED DRIVE	1	1	1
	18	2A022200	SHAFT,DEVELOPING DRIVE	1	1	1
	19	36722390	SHAFT,BYPASS CLUTCH	1	1	1
	20	36722400	SHAFT SP,BYPASS CLUTCH	1	1	1
●	21	36722500	BUSHING,DEVELOPING DRIVE	1	1	1
	22	36722510	MOUNT C,IMAGE FORMATION DRIVE	1	1	1
	23	36722520	RETAINER,REGISTRATION CLUTCH	1	1	1
	24	36722690	COLLAR,DRUM DRIVE BELT	1	1	1
	25	36722760	COLLAR,DEVELOPING JOINT	1	1	1
●	26	36722770	GEAR 30,DEVELOPING DRIVE	1	1	1
●	27	36722780	GEAR 30/15,IDLE	1	1	1
●	28	36722790	GEAR 45,DRUM IDLE	1	1	1
●	29	36722800	GEAR 53/44/33	1	1	1
	30	36722821	TENSION PLATE,IMAGE FORMATION DRIVE	1	1	1
●	31	36722830	GEAR 27,DEVELOPING IDLE	1	1	1
●	32	36722860	GEAR 18	3	3	3
●	33	36722870	PULLEY 24/72,IDLE	1	1	1
●	34	61522040	DRIVE GEAR,FIXING SECTION	1	1	1
●	35	67322230	BUSHING 8	4	4	4
●	36	68314090	GEAR,DEVELOPING SPIRAL	1	1	1
●	37	72107640	IDLE GEAR 27	1	1	1
●	38	73210450	BUSH, 6	1	1	1
●	39	74718091	BUSHING CLEANING UNIT	4	4	4
	40	78622270	IDLE PULLEY	1	1	1

SP	Ref. No.	Part. No.	Description	Quantity		
				120V	230V	240V
	41	M2107120	BINDING BAND SG-130	3	3	3
●	42	G3169000	BEARING 6900ZZNR	1	1	1
●	43	2A027311	MOTOR,MAIN	1	1	1
●	44	28107400	BEARING,688ZZNR	2	2	2
●	45	45728115	IDLE GEAR 22	1	1	1
●	46	45729502	IDLE GEAR 40	1	1	1
●	47	33422290	JOINT,DRIVE	1	1	1
	48	36723560	JUNCTION PLATE,JOINT	1	1	1
	49	36722290	MOUNT A,CONVEYING MOTOR	1	1	1
	50	36722300	MOUNT B,CONVEYING MOTOR	1	1	1
	51	36722420	SHAFT,FIXING DRIVE	1	1	1
	52	36722480	SHAFT,CONVEYING DRIVE	1	1	1
●	53	36722680	GEAR 36,FIXING JOINT	1	1	1
●	54	36722880	GEAR 45,MOTOR IDLE	1	1	1
●	55	36722890	GEAR 56/25,MOTOR IDLE	1	1	1
●	56	36722990	COUPLER,FIXING JOINT	1	1	1
●	57	36723600	BUSHING 8,MOTOR	1	1	1
	58	71707240	SPRING,CASSETTE LOCK SOL	1	1	1
●	59	72114110	GEAR 20,DEVELOPER UNIT	1	1	1
	60	73808100	SPRING, MC BRUSH	1	1	1
●	61	73820080	GEAR, OIL ROLLER	1	1	1
	62	36723590	FLANGE 30,BELT	1	1	1
●	63	36722750	PULLEY 26/26,DRUM	1	1	1
	64	36722810	JUNCTION PLATE,DRUM DRIVE	1	1	1

- Parts with "•" are component parts or sub-assemblies of the assembly appearing immediately above them.
- Parts with "●" indicates the Service parts.

- Parts with "••" are component parts or sub-assembly with "•" appearing immediately above them.
- Parts with "•••" are component parts or sub-assembly with "••" appearing immediately above them.

FIG.25 DRIVING, COOLING SECTION II

2CJ

SP	Ref. No.	Part. No.	Description	Quantity		
				120V	230V	240V
●	1	34823010	DUCT,COOLING	1	1	1
	2	2AC18300	SPRING,CLEANING	1	1	1
	3	2A022310	MOUNT,FIXING CLEANING DRIVE	1	1	1
	4	2A022330	SHAFT,FIXING CLEANING DRIVE	1	1	1
●	5	2A022340	LEVER,FIXING CLEANING DRIVE	1	1	1
	6	2A022350	SUPPORT PLATE, FIXING CLEANING DRIVE	1	1	1
●	7	2A022360	COUPLER A, FIXING CLEANING DRIVE	1	1	1
●	8	2A022370	COUPLER B, FIXING CLEANING DRIVE	1	1	1
●	9	33906370	SOLENOID, BYPASS	1	1	1
●	10	34909030	FRONT BUSHING, DRUM SHAFT	1	1	1
●	11	73210450	BUSH, 6	1	1	1
●	12	66018160	GEAR 19, SPIRAL ROLLER	1	1	1
●	13	66222140	BUSHING, BYPASS CAM	1	1	1
●	14	2A022390	SPRING, FIXING CLEANING	1	1	1
●	15	74322310	GEAR 44, DUPLEX	1	1	1
	16	M2107120	BINDING BAND SG-130	2	2	2
	17	36707220	CAM, MOVING GUIDE	1	1	1
	18	2CJ22150	SHAFT, DRUM DRIVE	1	1	1
●	19	2A022050	PLATE SPRING, DRUM GROUND	1	1	1
	20	49029408	BUSHING, DRUM DRIVE	1	1	1
●	21	36722320	GEAR 60/54, DRUM	1	1	1
	22	36722700	HOLDER, DRUM DRIVE	1	1	1
	23	36722710	RETAINER, DRUM DRIVE	1	1	1
	24	74722290	SPRING DRUM DRIVE COUPLER	1	1	1
	25	2CJ22160	COUPLER, DRUM DRIVE	1	1	1
	26	2CJ22170	BUSHING A, DRUM DRIVE	1	1	1
●	27	67322230	BUSHING 8	2	2	2
●	28	74718091	BUSHING CLEANING UNIT	1	1	1
	29	74706580	JOINT SPRING UPPER PF PULLEY SHAFT	1	1	1
●	30	36720390	GEAR, FIXING EJECT JOINT	1	1	1
	31	36720420	REINFORCEMENT, FIXING EJECT JOINT	1	1	1
●	32	74718091	BUSHING CLEANING UNIT	1	1	1
●	33	2BC27780	FAN, FIXING	1	1	1
●	34	45727303	GEAR 26, CLUTCH	1	1	1
	35	36722410	SHAFT, BYPASS CAM	1	1	1
●	36	2A023060	FILTER, COOLING	1	1	1
	37	2A022080	RETAINER, FLYWHEEL	1	1	1
	38	34022051	FLYWHEEL A	1	1	1
	39	34022060	FLYWHEEL B	2	2	2
	40	2CJ00140	JUNCTION DUCT ASS'Y	1	1	1

SP	Ref. No.	Part. No.	Description	Quantity		
				120V	230V	240V
	41	●18523030	DUCT 80, COOLING	2	2	2
●	42	●2A023020	DUCT, JUNCTION	1	1	1
●	43	●2A023040	FILM 80, FAN	2	2	2
●	44	●2BC27780	FAN, FIXING	2	2	2
	45	●2A023110	SPONGE, JUNCTION DUCT	1	1	1
	46	2A023080	SPONGE, COOLING FAN	1	1	1
●	47	2A023010	DUCT, CHARGE	1	1	1
●	48	2A023050	FILM 60, FAN	1	1	1
	49	2A023090	SPONGE, CHARGE DUCT	1	1	1
●	50	2BC27790	FAN, COOLING	1	1	1
	51	36722530	RETAINER, BYPASS CAM	1	1	1
●	52	2BC27780	FAN, FIXING	1	1	1
	53	34823010	DUCT, COOLING	1	1	1
	54	36723520	PIN, CONVEYING IDLE	1	1	1
	55	M2105740	MINIATURE CLAMP, UAMS-05S-2	1	1	1
●	56	36593510	PARTS CLUTCH PRESSURE (SP)	1	1	1
	57	36722130	CAM, TRANSFER BELT	1	1	1
	58	36722441	SHAFT, TRANSFER BELT CLUTCH	1	1	1
	59	36722611	MOUNT, CUTTER PI	1	1	1
	60	36722620	MOUNT A, TRANSFER BELT CLUTCH	1	1	1
	61	36722720	LIGHT SHIELD, PI	1	1	1
●	62	66006350	SWITCH, CASSETTE LIFT	1	1	1
●	63	67322230	BUSHING 8	2	2	2
	64	M2104260	EDGING, EDS-0607U (KITAGAWA)	1	1	1

• Parts with "•" are component parts or sub-assemblies of the assembly appearing immediately above them.
 • Parts with "●" indicates the Service parts.

• Parts with "••" are component parts or sub-assembly with "•" appearing immediately above them.
 • Parts with "•••" are component parts or sub-assembly with "••" appearing immediately above them.

FIG.26 DRIVING, COOLING SECTION III

2CJ

SP	Ref. No.	Part. No.	Description	Quantity		
				120V	230V	240V
	1	34914410	GEAR 31,DEVELOPING	1	1	1
	2	2A022010	MOUNT A,CONVEYING DRIVE	1	1	1
	3	2A022020	MOUNT B,CONVEYING DRIVE	1	1	1
	4	2A022030	SHAFT,DUPLEX IDLE	1	1	1
●	5	45729430	GEAR 36,CLEANING UNIT	1	1	1
●	6	29721040	GEAR,24 SB	1	1	1
●	7	33922241	PULLEY 31/42,IDLE	1	1	1
●	8	33922250	BELT,PAPER FEED DRIVE	1	1	1
●	9	36722021	GEAR 40,IDLE	1	1	1
	10	36723540	SHAFT,BELT DRIVE	1	1	1
●	11	67322230	BUSHING 8	4	4	4
●	12	74322340	GEAR 32,DUPLEX	1	1	1
●	13	36722850	GEAR 42/32	3	3	3
	14	2AC22370	GEAR 29	1	1	1
●	15	2AC22440	GEAR 55/45,FEED	1	1	1
	16	2CJ22020	MOUNT,PAPER FEED MOTOR	1	1	1
●	17	45728900	GEAR 38T	1	1	1
●	18	3AK22030	GEAR 29,IDLE	1	1	1
	19	33922330	GEAR 30,IDLE	1	1	1
●	20	68322210	PULLEY,21 IDLE	1	1	1
●	21	71814180	GEAR 35,MAIN UNIT MIXING	1	1	1
	22	34916750	PULLEY,RESISTANCE TENSION	1	1	1
	23	36722590	PIN A,TENSION	2	2	2
	24	36722731	TENSION PLATE C,PAPER FEED	1	1	1
●	25	68322210	PULLEY,21 IDLE	1	1	1
	26	36722580	PIN C,PAPER FEED DRIVE	1	1	1
	27	2A007690	MOUNT LCF,LIFT MOTOR	2	2	2
●	28	2A027590	MOTOR,DECK	2	2	2
	29	36722560	PIN A,PAPER FEED DRIVE	1	1	1
	30	M2109010	WIRE SADDLE,WS-2NS	2	2	2
●	31	36722021	GEAR 40,IDLE	1	1	1
	32	36722281	LOWER MOUNT,PAPER FEED DRIVE	1	1	1
●	33	36722540	GEAR 26,IDLE	1	1	1
●	34	74718091	BUSHING CLEANING UNIT	2	2	2
●	35	75722040	DRIVE IDLE GEAR 24	1	1	1
	36	M2108730	SPACER,KGTS-5T(KITAGAWA)	1	1	1
	37	72622141	TENSION PULLEY 20	3	3	3
	38	36722731	TENSION PLATE C,PAPER FEED	1	1	1
	39	2A007600	PIN LCF,IDLE	2	2	2
	40	2A022120	LOWER HOLDER,PULLEY	1	1	1

SP	Ref. No.	Part. No.	Description	Quantity		
				120V	230V	240V
	41	2CJ22030	UPPER HOLDER,PULLEY	1	1	1
	42	2A022140	PIN 8,IDLE	1	1	1
●	43	2CJ22010	BELT,PAPER FEED DRIVE	1	1	1
●	44	2AC06250	MOTOR,LIFT CASSETTE	2	2	2
●	45	2AC22520	MOTOR,PAPER FEED	1	1	1
	46	72418140	SPRING, BLADE	2	2	2
	47	34920200	GEAR 30,IDLE EJECT	1	1	1

- Parts with "•" are component parts or sub-assemblies of the assembly appearing immediately above them.
- Parts with "●" indicates the Service parts.

- Parts with "••" are component parts or sub-assembly with "•" appearing immediately above them.
- Parts with "•••" are component parts or sub-assembly with "••" appearing immediately above them.

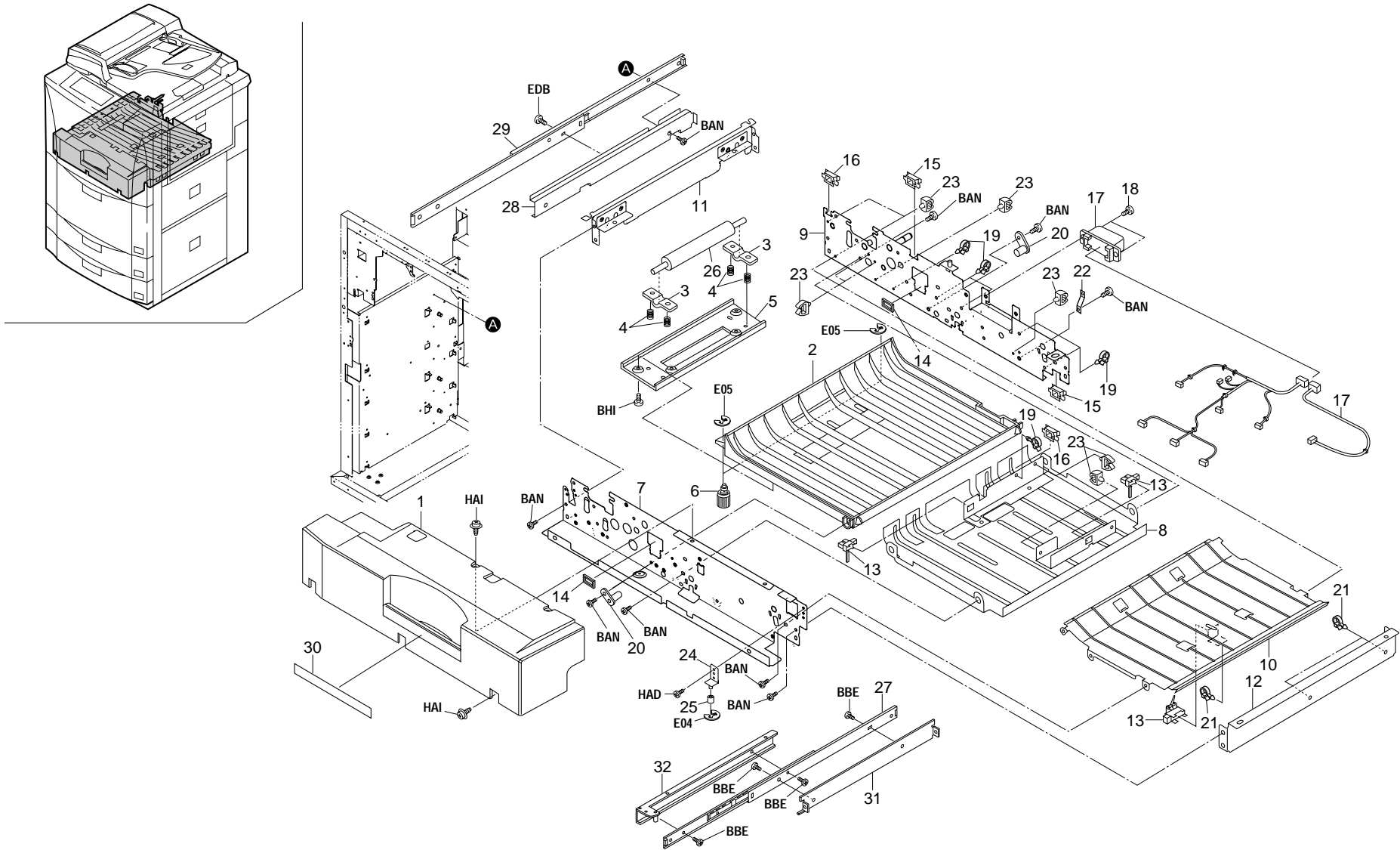


FIG.27 DUPLEX UNIT I

2CJ

SP	Ref. No.	Part. No.	Description	Quantity			
				120V	230V	240V	
●	1	2CJ04260	COVER,DUPLEX UNIT	1	1	1	
	2	2AC07231	LEFT GUIDE,DUPLEX CONVEYING	1	1	1	
	3	68721220	PRESSING PLATE,DUPLEX REGISTRATION	2	2	2	
	4	78112040	SPRING CIS	4	4	4	
	5	68721210	RETAINER,DUPLEX REGISTRATION	1	1	1	
	6	68721780	RETAINING PIN,CONVEYING	2	2	2	
	7	2A017010	FRONT FRAME,DUPLEX	1	1	1	
	8	2A017140	UPPER GUIDE,DUPLEX CONVEYING	1	1	1	
	9	2A017020	REAR FRAME,DUPLEX	1	1	1	
	10	2AC07220	RIGHT GUIDE,DUPLEX CONVEYING	1	1	1	
	11	2AC07321	LEFT SUPPORT PLATE,DUPLEX UNIT	1	1	1	
●	12	2AC07330	RIGHT SUPPORT PLATE,DUPLEX UNIT	1	1	1	
	13	68727030	SWITCH,DUPLEX CONVEYING	3	3	3	
	14	M2104250	EDGING,EDS-17L(KITAGAWA)	2	2	2	
	15	M2104210	EDGING,EDS-2	2	2	2	
	16	M2104260	EDGING,EDS-0607U(KITAGAWA)	2	2	2	
	17	2A027400	WIRE,DUPLEX UNIT	1	1	1	
	18	72518060	PIN B,DISPOSAL TANK FULCRUM	2	2	2	
	19	M2107120	BINDING BAND SG-130	6	6	6	
	20	68721740	PIN,DUPLEX CONVEYING FULCRUM	2	2	2	
	21	M2607010	BINDING BAND,PLT1M	3	3	3	
	22	68721840	GROUND PLATE,DUPLEX	1	1	1	
	23	M2105740	MINIATURE CLAMP,UAMS-05S-2	8	8	8	
	24	2A017230	AUXILIARY PLATE,DUPLEX POSITION	1	1	1	
	25	28801300	BUSING, PAPER FEED	1	1	1	
	●	26	68721080	LOWER ROLLER,DUPLEX REGISTRATION	1	1	1
	●	27	66107084	SLIDER,CASSETTE	1	1	1
	●	28	2AC02110	MOUNT,RAIL DUPLEX	1	1	1
		29	66107084	SLIDER,CASSETTE	1	1	1
		30	36705050	LABEL,DUPLEX UNIT	1		1
30		2A005100	LABEL,DUPLEX UNIT(EUR)		1		
31		33902060	RIGHT REINFORCEMENT	1	1	1	
	32	36707881	RIGHT MOUNT,RAIL	1	1	1	

- Parts with "•" are component parts or sub-assemblies of the assembly appearing immediately above them.
- Parts with "●" indicates the Service parts.

- Parts with "••" are component parts or sub-assembly with "•" appearing immediately above them.
- Parts with "•••" are component parts or sub-assembly with "••" appearing immediately above them.

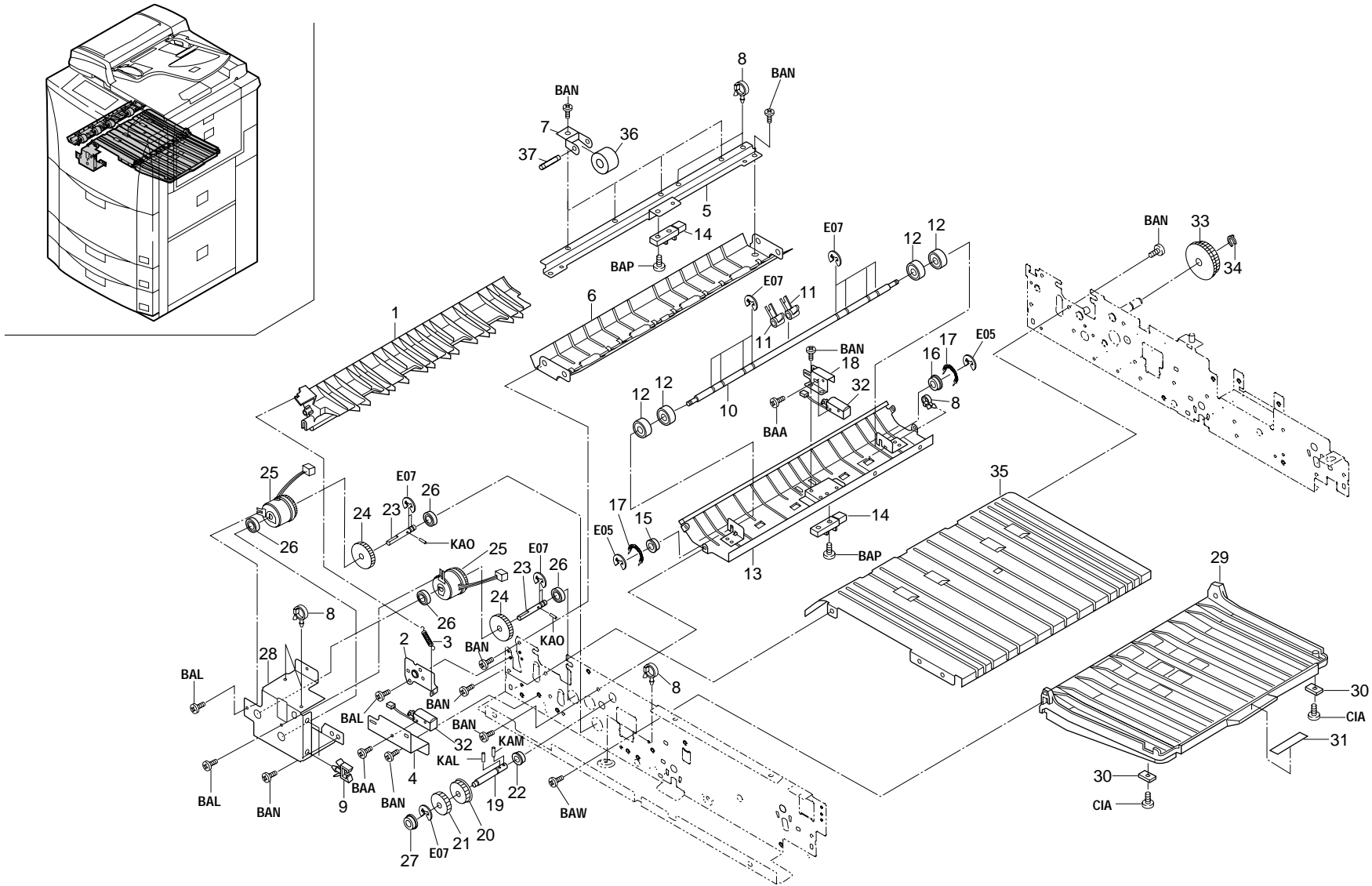


FIG.28 DUPLEX UNIT II

2CJ

SP	Ref. No.	Part. No.	Description	Quantity		
				120V	230V	240V
	1	2A017120	GUIDE,TURN OVER FEED SHIFT	1	1	1
	2	2AC07120	SUPPORT PLATE,GUIDE TURN OVER FEED SHIFT	1	1	1
	3	63213360	SPRING,PAPER EJECT HOLDER	1	1	1
	4	2A017030	MOUNT B,FEED SHIFT SOLENOID	1	1	1
	5	2A017070	MOUNT,REFEED PULLEY	1	1	1
	6	2A017060	GUIDE,DUPLEX REFEED	1	1	1
	7	66717100	SPRING PLATE,PULLEY	4	4	4
	8	M2107120	BINDING BAND SG-130	7	7	7
	9	M2105740	MINIATURE CLAMP,UAMS-05S-2	2	2	2
	10	2A017110	SHAFT,REFEED PULLEY	1	1	1
	11	2A017200	LEVER,SWITCHBACK RELEASE	2	2	2
●	12	36808230	PULLEY,ARM LARGE	4	4	4
	13	2A017050	UPPER GUIDE,DUPLEX ADMISSION	1	1	1
●	14	2A027570	SWITCH,DUPLEX CONVEYING	2	2	2
●	15	72107760	BUSHING 6,REGISTRATION ROLLER	1	1	1
●	16	72107160	BUSHING 6,LOWER REGISTRATION ROLLER	1	1	1
	17	29717150	PRESSING SPRING,FEED BACK	2	2	2
	18	2A017210	MOUNT,SWITCHBACK RELEASE SOLENOID	1	1	1
	19	2A017160	SHAFT,DUPLEX CONVEYING	1	1	1
	20	68721630	PULLEY 40,DUPLEX CONVEYING	1	1	1
●	21	45727303	GEAR 26,CLUTCH	1	1	1
●	22	67322230	BUSHING 8	1	1	1
	23	2A017180	SHAFT,DUPLEX CLUTCH	2	2	2
●	24	2AC22460	GEAR 40,FEED	2	2	2
●	25	2AC06240	CLUTCH,PAPER FEED	2	2	2
●	26	28107400	BEARING,688ZZNR	4	4	4
●	27	73210450	BUSH, 6	1	1	1
	28	2A017190	MOUNT,SWITCHBACK DRIVE	1	1	1
	29	68721771	RIGHT GUIDE,MIDDLE TRAY	1	1	1
	30	65973030	MAGNET,CARTRIDGE	2	2	2
	31	68705040	RIGHT LABEL,MIDDLE TRAY RELEASE	1	1	1
●	32	18327130	SOLENOID,STOPPER	2	2	2
●	33	68721600	GEAR,DUPLEX JOINT	1	1	1
	34	33973300	STOPPER 7,CARTRIDGE	1	1	1
	35	2A017040	GUIDE,MIDDLE TRAY	1	1	1
	36	74716140	PAPER CONVEYING PULLEY	4	4	4
	37	78621570	SHAFT FEEDBACK PULLEY	4	4	4

- Parts with "•" are component parts or sub-assemblies of the assembly appearing immediately above them.
- Parts with "●" indicates the Service parts.

- Parts with "••" are component parts or sub-assembly with "•" appearing immediately above them.
- Parts with "•••" are component parts or sub-assembly with "••" appearing immediately above them.

FIG.29 DUPLEX UNIT III

2CJ

SP	Ref. No.	Part. No.	Description	Quantity		
				120V	230V	240V
●	1	72107760	BUSHING 6,REGISTRATION ROLLER	2	2	2
●	2	68721750	ROLLER B,DUPLEX CONVEYING	1	1	1
	3	68721640	PULLEY 20,DUPLEX CONVEYING	2	2	2
●	4	2AC07301	ROLLER C,DUPLEX CONVEYING	1	1	1
	5	2A017100	SHAFT D,REFEED ROLLER	1	1	1
●	6	3AK16030	PULLEY,CONVEYING	2	2	2
●	7	2A017170	ROLLER,SWITCHBACK DUPLEX	1	1	1
●	8	28107400	BEARING,688ZZNR	2	2	2
	9	2A017150	SHAFT D,DUPLEX DRIVE	1	1	1
●	10	2AC07311	LOWER ROLLER B,DUPLEX CONVEYING	1	1	1
	11	29717220	PRESSING SPRING B,SB	2	2	2
●	12	2AC07210	LOWER ROLLER,DUPLEX CONVEYING	1	1	1
	13	76007150	SPRING PAPER PAD PULLEY	2	2	2
●	14	45727303	GEAR 26,CLUTCH	1	1	1
●	15	73210450	BUSH, 6	6	6	6
	16	34922530	COLLAR,PULLEY	1	1	1
	17	68721571	TENSION PLATE,DUPLEX CONVEYING	1	1	1
	18	75722252	IDLE PULLEY 15	1	1	1
	19	48129000	PIN,ORIGINAL HOLDER	1	1	1
●	20	68721660	BELT 600,DUPLEX CONVEYING	1	1	1
●	21	68321260	GEAR 18,SWITCH BACK	1	1	1
●	22	45729103	GEAR 17,PF BELT ROLLER	1	1	1
	23	68721760	SPRING,TRAILING EDGE TAPPING	1	1	1
●	24	72118160	GEAR 22,SPIRAL ROLLER	2	2	2
●	25	45728116	GEAR 28,JOINT	1	1	1
●	26	2AC07050	GEAR 20/30,DUPLEX REGISTRATION	1	1	1
●	27	45729418	DRIVE GEAR,PRE-TRANSFER	1	1	1
●	28	2AC07040	UPPER ROLLER,DUPLEX REGISTRATION	1	1	1
●	29	67322230	BUSHING 8	4	4	4
●	30	72107160	BUSHING 6,LOWER REGISTRATION ROLLER	2	2	2

- Parts with "•" are component parts or sub-assemblies of the assembly appearing immediately above them.
- Parts with "●" indicates the Service parts.

- Parts with "••" are component parts or sub-assembly with "•" appearing immediately above them.
- Parts with "•••" are component parts or sub-assembly with "••" appearing immediately above them.

FIG.30 REVERSING SECTION

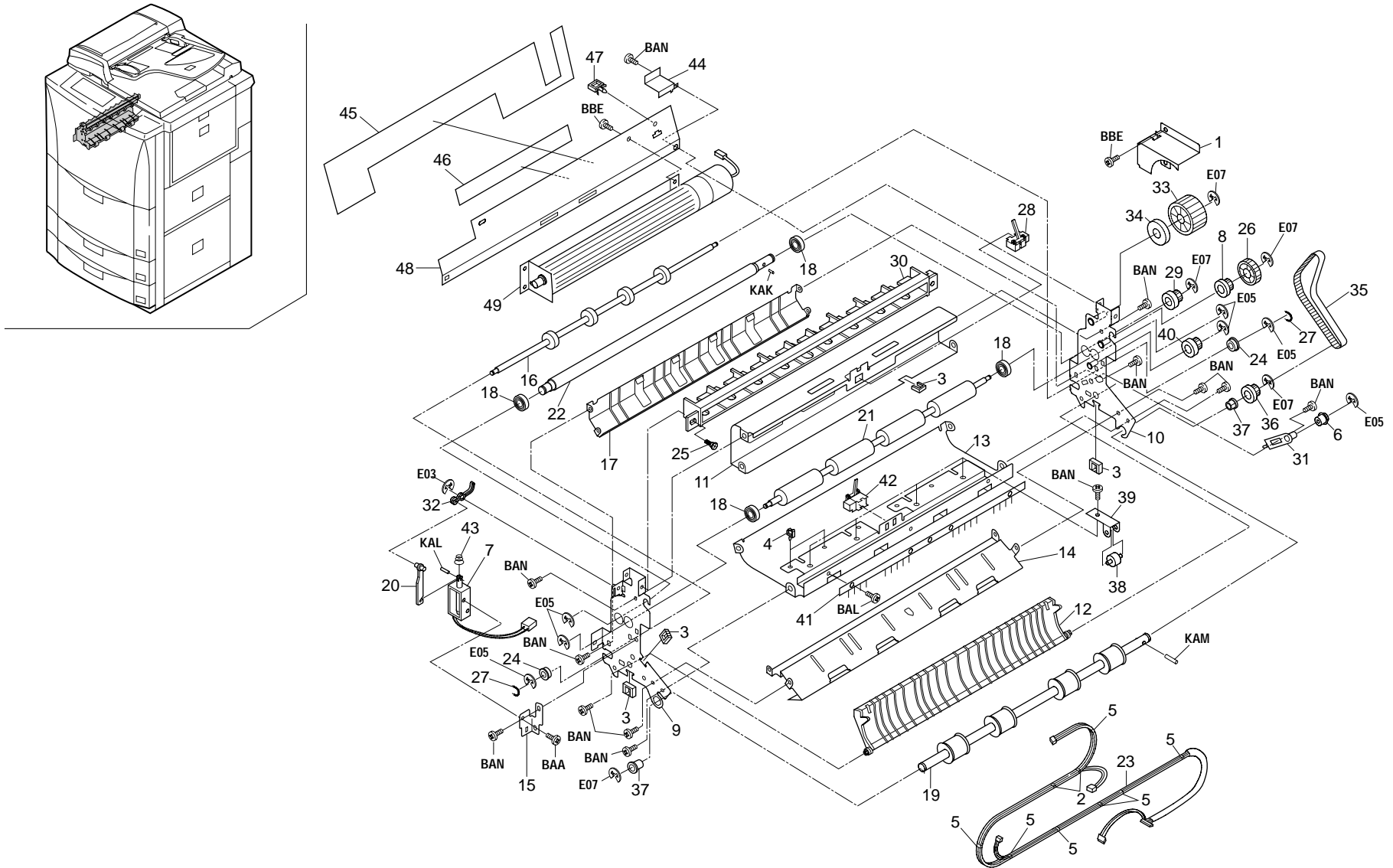


FIG.30 REVERSING SECTION

2CJ

SP	Ref. No.	Part. No.	Description	Quantity		
				120V	230V	240V
	1	36721400	COVER,FEED SHIFT WIRE	1	1	1
	2	M0207000	BINDING BAND,KB-100-1	2	2	2
	3	M2104260	EDGING,EDS-0607U(KITAGAWA)	4	4	4
	4	M2105730	MINIATURE CLAMP,UAMS-07-0	2	2	2
	5	M2107120	BINDING BAND SG-130	7	7	7
●	6	18308260	PULLEY,CONVEYING BELT	1	1	1
●	7	18327130	SOLENOID,STOPPER	1	1	1
●	8	2AC21650	PULLEY 22,FEED SHIFT	1	1	1
	9	2A021010	FRONT FRAME,FEED SHIFT	1	1	1
	10	2A021020	REAR FRAME,FEED SHIFT	1	1	1
	11	2A021031	LOWER GUIDE,FEED SHIFT	1	1	1
	12	2A021040	LEFT GUIDE,FEED SHIFT	1	1	1
	13	2A021050	UPPER GUIDE,FEED SHIFT EJECT	1	1	1
	14	2A021060	LOWER GUIDE,FEED SHIFT EJECT	1	1	1
	15	2A021070	MOUNT,FEED SHIFT SOLENOID	1	1	1
●	16	2A021080	RIGHT ROLLER,TURN OVER FEED	1	1	1
	17	2A021090	LOWER RIGHT GUIDE,TURN OVER EJECT	1	1	1
●	18	74808080	BEARING,686ZZNR	4	4	4
●	19	2A021310	ROLLER,FEED SHIFT	1	1	1
	20	2A021320	LEVER A,CONVEYING SHIFT	1	1	1
●	21	2A021390	RIGHT ROLLER,FEED SHIFT(A)	1	1	1
●	22	2A021351	LEFT ROLLER,FEED SHIFT	1	1	1
	23	2A027410	WIRE,FEED SHIFT UNIT	1	1	1
	24	28801300	BUSING, PAPER FEED	2	2	2
	25	48129208	PIN,TENSION	1	1	1
●	26	45729403	GEAR 19,S,B	1	1	1
	27	29717220	PRESSING SPRING B,SB	2	2	2
●	28	33920560	SWITCH,FIXING	1	1	1
●	29	35911520	PULLEY 16,ADF	1	1	1
	30	36721220	UPPER GUIDE,FEED SHIFT	1	1	1
	31	36721300	TENSION PLATE,FEED SHIFT DRIVE	1	1	1
	32	36721340	LEVER B,CONVEYING SHIFT	1	1	1
●	33	36721350	GEAR,EJECT JOINT	1	1	1
	34	36721360	COLLAR 31,EJECT JOINT	1	1	1
●	35	36921170	BELT 300,DUPLEX CONVEYING	1	1	1
●	36	63212180	PULLEY 24,EJECT	1	1	1
●	37	67322230	BUSHING 8	2	2	2
●	38	68720160	PULLEY,FEED SHIFT	4	4	4
	39	68720170	MOUNT,FEED SHIFT PULLEY	4	4	4
●	40	76514050	PULLEY 20 DRIVE	1	1	1

SP	Ref. No.	Part. No.	Description	Quantity		
				120V	230V	240V
●	41	68720180	STATIC ELIMINATOR,FEED SHIFT	1	1	1
●	42	68727030	SWITCH,DUPLEX CONVEYING	1	1	1
	43	73226040	SPRING,REVERSE SOLENOID	1	1	1
	44	36721420	COVER,PAPER EJECT FAN CONNECTOR	1	1	1
●	45	2A023070	FILM,EJECT WIND SHIELD	1	1	1
●	46	20305130	LABEL L,HIGH TEMPERATURE CAUTION(EXP)	1	1	1
	47	M2109180	WIRE SADDLE,LWS-1S	1	1	1
	48	36721411	MOUNT,PAPER EJECT COOLING FAN	1	1	1
●	49	36727500	FAN,FIXING	1	1	1

- Parts with "•" are component parts or sub-assemblies of the assembly appearing immediately above them.
- Parts with "●" indicates the Service parts.

- Parts with "••" are component parts or sub-assembly with "•" appearing immediately above them.
- Parts with "•••" are component parts or sub-assembly with "••" appearing immediately above them.

FIG.31 PAPER EJECT SECTION

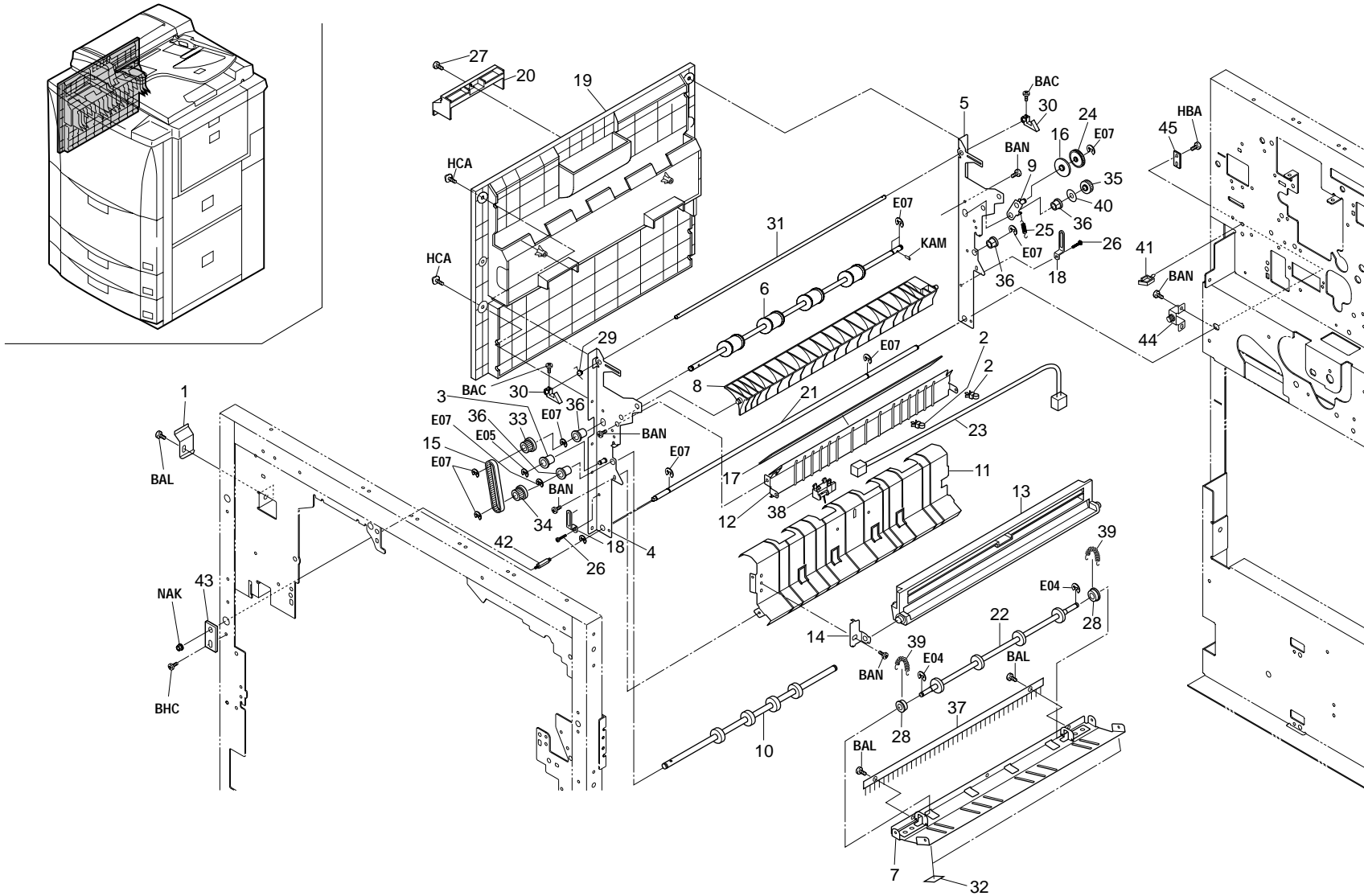


FIG.31 PAPER EJECT SECTION

2CJ

SP	Ref. No.	Part. No.	Description	Quantity		
				120V	230V	240V
	1	36720470	PLATE SPRING,RELEASE HOLDER	1	1	1
	2	M2107120	BINDING BAND SG-130	2	2	2
●	3	18308260	PULLEY,CONVEYING BELT	1	1	1
	4	2A021110	FRONT FRAME,EJECT	1	1	1
	5	2A021120	REAR FRAME,EJECT	1	1	1
●	6	2A021130	ROLLER,EJECT	1	1	1
	7	2A021140	UPPER GUIDE,EJECT	1	1	1
	8	2A021150	GUIDE,CONVEYING SHIFT	1	1	1
	9	2A021160	TENSION PLATE,EJECT DRIVE	1	1	1
●	10	2A021170	LEFT ROLLER,TURN OVER FEED	1	1	1
	11	2A021180	LEFT GUIDE,TURN OVER EJECT	1	1	1
	12	2A021190	UPPER RIGHT GUIDE,TURN OVER EJECT	1	1	1
	13	2A021200	INNER RIGHT GUIDE,TURN OVER EJECT	1	1	1
	14	2A021210	RIGHT SUPPORT PLATE,GUIDE TURN OVER MIDD	1	1	1
●	15	2A021230	BELT 214,TURN OVER DRIVE	1	1	1
	16	2A021240	COLLAR 47.2,EJECT JOINT	1	1	1
	17	2A021250	GUIDE FILM,TURN OVER EJECT	1	1	1
	18	2A021260	SUPPORT PLATE,TURN OVER EJECT RELEASE	2	2	2
●	19	2CJ21020	COVER,EJECT	1	1	1
●	20	2CJ21010	HANDLE,EJECT COVER RELEASE	1	1	1
	21	2A021360	SHAFT,EJECT UNIT FULCRUM	1	1	1
●	22	2A021370	UPPER ROLLER,EJECT	1	1	1
	23	2A027470	JUNCTION WIRING,TURN OVER EJECT SW	1	1	1
●	24	45729502	IDLE GEAR 40	1	1	1
	25	72418140	SPRING, BLADE	1	1	1
	26	29820110	FRONT PIN,FULCRUM	2	2	2
	27	29820420	PIN,BEARING	1	1	1
●	28	72107160	BUSHING 6,LOWER REGISTRATION ROLLER	2	2	2
	29	33906640	RIGHT SPRING,FEED RELEASE	1	1	1
	30	33906670	RIGHT HOOK,FEED RELEASE	2	2	2
	31	36721100	SHAFT,EJECT UNIT RELEASE	1	1	1
	32	61714370	FRONT FELT,LOWER DEV.ROLLER	2	2	2
●	33	63212180	PULLEY 24,EJECT	1	1	1
●	34	65722030	PULLEY 22,FEED	1	1	1
●	35	67322180	GEAR 28,IDLE DRIVE	1	1	1
●	36	67322230	BUSHING 8	4	4	4
●	37	68317050	STATIC ELIMINATOR	1	1	1
●	38	68727030	SWITCH,DUPLEX CONVEYING	1	1	1
	39	72707161	SPRING, PRESSING	2	2	2
	40	33921170	COLLAR 16,EJECT DRIVE	1	1	1

SP	Ref. No.	Part. No.	Description	Quantity		
				120V	230V	240V
	41	M2109180	WIRE SADDLE,LWS-1S	1	1	1
	42	2A021280	FRONT PIN,TURN OVER EJECT SUPPORT	1	1	1
	43	36721110	FULCRUM PLATE,EJECT UNIT	1	1	1
	44	2A021380	REAR MOUNT,EJECT UNIT SUPPORT	1	1	1
	45	36721110	FULCRUM PLATE,EJECT UNIT	1	1	1

- Parts with "•" are component parts or sub-assemblies of the assembly appearing immediately above them.
- Parts with "●" indicates the Service parts.

- Parts with "••" are component parts or sub-assembly with "•" appearing immediately above them.
- Parts with "•••" are component parts or sub-assembly with "••" appearing immediately above them.

FIG.32 ELECTRICAL COMPONENTS I (120V)

2CJ

SP	Ref. No.	Part. No.	Description	Quantity		
				120V	230V	240V
●	1	2CJ01060	JUNCTION ASS'Y A	1		
	2	36726120	MOUNT,POWER CORD (120)	1		
	3	M1203520	BUSHING,USR-40	1		
	4	36906390	MOUNT,PAPER SIZE DETECTION	2		
	5	2BC27640	WIRE GND,FINISHER	1		
	6	2AC27880	WIRE FG,FINISHER	1		
	7	2A004011	REAR MOUNT B,COVER	1		
	8	2CJ27120	JUNCTION WIRING L,DECK	1		
	9	2CJ26070	LOWER LEFT MOUNT,MAIN PCB	1		
	10	34027070	RELAY 4P,POWER	1		
	11	34027120	MOUNT BASE,POWER RELAY	1		
	12	36701160	POWER CORD ASS'Y (120)	1		
	13	2CJ26080	LOWER RIGHT MOUNT,MAIN PCB	1		
	14	2A026010	MOUNT,POWER SOURCE	1		
	15	M2109210	LOCKING WIRE SADDLE,LWS-8S-2.5W	1		
	16	M2109270	WIRE SADDLE,LWS-5S-2W(KITAGAWA)	3		
	17	2BC26270	MOUNT,HDD	1		
	●	18	2BC26280	GROUND PLATE,HDD	1	
19		66127010	SWITCH,COVER OPEN	2		
20		M2104200	EDGING EDS-1	3		
21		M2104270	EDGING,EDS-2323U(KITAGAWA)	3		
22		M2107120	BINDING BAND SG-130	3		
23		M2109020	WIRE SADDLE,WS-2WS	1		
24		M2109270	WIRE SADDLE,LWS-5S-2W(KITAGAWA)	2		
25		2AC27880	WIRE FG,FINISHER	1		
26		2CJ26010	SHIELD,MAIN PCB	1		
27		2CJ26050	MOUNT,SORTER CONNECTOR	1		
28		36726140	LID,VENDOR	1		
29		77502090	LID FINISHER CABLE	1		
30		2BC27640	WIRE GND,FINISHER	1		
31		2CJ26040	MOUNT,INTERFACE	1		
32		2CJ26090	STAY,SHIELD	1		
33		2BM26020	GUIDE CF CARD	1		
34		M2104220	EDGING,EDS-1717U	3		
35		M2108000	SPACER,KGLS-3S	4		
36		M2108930	SPACER,KGLS-8RT(KITAGAWA)	2		
37		M2108670	SPACER,KGPS-6RF(KITAGAWA)	2		
38		2CJ27020	WIRE S-BOX	1		
39		M2107250	BAND,RSG-100(KITAGAWA)	14		
40		2BC04230	LID,INTERFACE	1		

SP	Ref. No.	Part. No.	Description	Quantity			
				120V	230V	240V	
●	41	2BC26070	LID,CONTROLLER	1			
	42	2A026140	LID,CCD JUNCTION WIRING	1			
●	43	2A093020	PARTS,UNIT HDD(S)SP	1			
	44	M2104210	EDGING,EDS-2	2			
	45	2CJ27060	WIRE LCF	1			
	46	2A027690	JUNCTION WIRING LCF,FAN	1			
	47	2CJ27080	JUNCTION WIRING,CCD	1			
	48	2A028121	POWER SOURCE PCB 120	1			
	49	M2505190	CLAMP,GNK-4N(NIKKO)	1			
	50	33927450	RETAINING PIN,DRAWER	4			
	51	36726020	SUPPORT PLATE,POWER SOURCE MOUNT	2			
	52	34960140	RESISTOR 15,OHM	2			
●	53	36726051	MOUNT,WIRE MAIN	1			
	54	36727300	JUNCTION WIRING,PAPER FEED UNIT	2			
	55	72114870	V-RING 6 DIA	4			
	56	74327180	PIN,CONNECTOR	8			
	57	J0464080	RECEPTACLE,QR/P15-8S-C(02)(HIROSE)	2			
	58	M2607010	BINDING BAND,PLT1M	2			
	59	M2107120	BINDING BAND SG-130	3			
	60	M2109210	LOCKING WIRE SADDLE,LWS-8S-2.5W	3			
	61	2A026130	MOUNT,CCD JUNCTION WIRING	1			
	62	2A626120	LID,NIC	1			
	63	M2108120	SPACER,KGLS-4S	4			
	64	M2108130	SPACER,KGPS-4S	3			
	65	M2505170	CLAMP,GNK-2N(NIKKO)	1			
	66	2CJ27130	SHIELD A,GASKET	1			
	●	F1	M1661000	FUSE 15A,314015	1		
	●	F201	M5558000	FUSE,UL-TSC-8A-N1(S.O.C)	1		
	●	F202	M5558000	FUSE,UL-TSC-8A-N1(S.O.C)	1		
●	F301	M5554030	FUSE,TSC-AC125V-4A(SOC)	1			
●	F302	M5554030	FUSE,TSC-AC125V-4A(SOC)	1			

• Parts with "●" are component parts or sub-assemblies of the assembly appearing immediately above them.
 • Parts with "●●" indicates the Service parts.

• Parts with "●●●" are component parts or sub-assembly with "●●" appearing immediately above them.
 • Parts with "●●●●" are component parts or sub-assembly with "●●●" appearing immediately above them.

FIG.32 ELECTRICAL COMPONENTS I (230/240V)

2CJ

SP	Ref. No.	Part. No.	Description	Quantity		
				120V	230V	240V
●	1	2CJ01060	JUNCTION ASS'Y A		1	1
	2	2AC27830	WIRING,INLET N		1	1
	3	2AC27840	WIRING,INLET L		1	1
	4	18512731	PLATE SPRING,OPERATION UNIT PCB		2	
	5	2BC27640	WIRE GND,FINISHER		1	1
	6	2AC27880	WIRE FG,FINISHER		1	1
	7	2A004011	REAR MOUNT B,COVER		1	1
	8	2CJ27120	JUNCTION WIRING L,DECK		1	1
	9	2CJ26070	LOWER LEFT MOUNT,MAIN PCB		1	1
	10	34027070	RELAY 4P,POWER		1	1
	11	34027120	MOUNT BASE,POWER RELAY		1	1
	12	2A026240	MOUNT,INLET		1	1
	13	36906390	MOUNT,PAPER SIZE DETECTION		2	2
	14	L0023080	ROUND TYPE TERMINAL,173638-1		1	1
	15	2A027670	NOISE FILTER(200)		1	
	16	2CJ26080	LOWER RIGHT MOUNT,MAIN PCB		1	1
	17	2A026011	MOUNT,POWER SOURCE		1	1
	18	M2109210	LOCKING WIRE SADDLE,LWS-8S-2.5W		1	1
●	19	66127010	SWITCH,COVER OPEN		2	2
	20	M2104200	EDGING EDS-1		3	3
	21	M2104270	EDGING,EDS-2323U(KITAGAWA)		3	3
	22	M2107120	BINDING BAND SG-130		3	3
	23	M2109020	WIRE SADDLE,WS-2WS		1	1
	24	M2109270	WIRE SADDLE,LWS-5S-2W(KITAGAWA)		2	2
	25	2AC27880	WIRE FG,FINISHER		1	1
	26	2CJ26010	SHIELD,MAIN PCB		1	1
	27	2CJ26050	MOUNT,SORTER CONNECTOR		1	1
	28	36726140	LID,VENDOR		1	1
	29	77502090	LID FINISHER CABLE		1	1
	30	2BC27640	WIRE GND,FINISHER		1	1
	31	2CJ26040	MOUNT,INTERFACE		1	1
	32	2CJ26090	STAY,SHIELD		1	1
	33	2BM26020	GUIDE CF CARD		1	1
	34	M2104220	EDGING,EDS-1717U		3	3
	35	M2108000	SPACER,KGLS-3S		4	4
	36	M2108930	SPACER,KGLS-8RT(KITAGAWA)		2	2
	37	M2108670	SPACER,KGPS-6RF(KITAGAWA)		2	2
	38	2CJ27020	WIRE S-BOX		1	1
	39	M2107250	BAND,RSG-100(KITAGAWA)		14	14
	40	2A026130	MOUNT,CCD JUNCTION WIRING		1	1

SP	Ref. No.	Part. No.	Description	Quantity		
				120V	230V	240V
	41	2A026140	LID,CCD JUNCTION WIRING		1	1
	42	2BC26070	LID,CONTROLLER		1	1
	43	2BC04230	LID,INTERFACE		1	1
	44	2BC26270	MOUNT,HDD		1	1
	45	2BC26280	GROUND PLATE,HDD		1	1
	46	2CJ27080	JUNCTION WIRING,CCD		1	1
	47	2CJ27060	WIRE LCF		1	1
●	48	2A093020	PARTS,UNIT HDD(S)SP		1	1
	49	2A027690	JUNCTION WIRING LCF,FAN		1	1
●	50	2A028071	POWER SOURCE PCB 200		1	1
	51	18527460	POWER CORD 220		1	
	52	18526211	GROUND PLATE A,NOISE		1	
	53	18526340	GROUND PLATE,LCD		2	
	54	M2109210	LOCKING WIRE SADDLE,LWS-8S-2.5W		3	3
	55	M2607010	BINDING BAND,PLT1M		2	2
	56	M2109270	WIRE SADDLE,LWS-5S-2W(KITAGAWA)		3	3
	57	M2107120	BINDING BAND SG-130		3	3
	58	29927231	POWER CODE AS(240)			1
	59	M2104210	EDGING,EDS-2		2	2
	60	34960140	RESISTOR 15,OHM		2	2
	61	36726020	SUPPORT PLATE,POWER SOURCE MOUNT		2	2
	62	36726051	MOUNT,WIRE MAIN		1	1
	63	36727300	JUNCTION WIRING,PAPER FEED UNIT		2	2
	64	72114870	V-RING 6 DIA		4	4
	65	74327180	PIN,CONNECTOR		8	8
	66	2A626120	LID,NIC		1	1
	67	M2108120	SPACER,KGLS-4S		4	4
	68	M2108130	SPACER,KGPS-4S		3	3
	69	M2505190	CLAMP,GNK-4N(NIKKO)		1	1
	70	M2505170	CLAMP,GNK-2N(NIKKO)		1	1
	71	2CJ27130	SHIELD A,GASKET		1	1
	72	2BC27860	SHIELD B,GASKET PRINTER		1	
	73	2AV27440	CORE 15-26X13		1	
	74	2A627930	CORE 11-25X14		2	
	75	2A627930	CORE 11-25X14		1	1
●	F1	M5558010	FUSE,MT4(SOC)		1	1
●	F2	M5558010	FUSE,MT4(SOC)		1	1
●	F201	M5558000	FUSE,UL-TSC-8A-N1(S.O.C)		1	1
●	F202	M5558000	FUSE,UL-TSC-8A-N1(S.O.C)		1	1
●	F301	M1654030	FUSE,218004(LITTLE-FUSE)		1	1
●	F302	M1654030	FUSE,218004(LITTLE-FUSE)		1	1

- Parts with "●" are component parts or sub-assemblies of the assembly appearing immediately above them.
- Parts with "●●" indicates the Service parts.

- Parts with "●●●" are component parts or sub-assembly with "●●" appearing immediately above them.
- Parts with "●●●●" are component parts or sub-assembly with "●●●" appearing immediately above them.

FIG.33 ELECTRICAL COMPONENTS II

2CJ

SP	Ref. No.	Part. No.	Description	Quantity		
				120V	230V	240V
●	1	2CJ93080	PARTS,ASS'Y ENGINE OUTPUT PCB,SP	1	1	1
	2	2A010050	TERMINAL BASE,MAIN HIGH VOLTAGE	1	1	1
	3	2A027600	JUNCTION WIRING,DEVELOPING BIAS	1	1	1
	4	36710220	TERMINAL,MAIN HIGH VOLTAGE	2	2	2
	5	36727361	WIRE,MAIN HIGH VOLTAGE	1	1	1
	6	36727371	WIRE,GRID	1	1	1
	7	61710610	TERMINAL,GRID CATCHER	1	1	1
	8	2CJ26060	UPPER LEFT MOUNT,MAIN PCB	1	1	1
	9	M2105740	MINIATURE CLAMP,UAMS-05S-2	1	1	1
	10	36721070	MOUNT,EJECT COVER SW	1	1	1
	11	36721080	COVER,EJECT SW	1	1	1
●	12	61727540	INTERLOCK SWITCH B	1	1	1
●	13	66006350	SWITCH,CASSETTE LIFT	2	2	2
	14	M2104260	EDGING,EDS-0607U(KITAGAWA)	1	1	1
●	15	2AC01140	TOTAL COUNTER ASS'Y	1	1	1
	16	72418400	GROUND PLATE, CLEANING	1	1	1
●	17	2CJ01070	JUNCTION ASS'Y B	1	1	1
	18	M2107250	BAND,RSG-100(KITAGAWA)	1	1	1
	19	2A026200	MOUNT,TOTAL COUNTER	1	1	1
	20	2A026020	UPPER RIGHT MOUNT,MAIN PCB	1	1	1
	21	M2104270	EDGING,EDS-2323U(KITAGAWA)	2	2	2
	22	36702231	MOUNT,SAFETY SWITCH	1	1	1
●	23	61727540	INTERLOCK SWITCH B	1	1	1
	24	71804400	MAGNET,LOWER FRONT COVER	1	1	1
●	25	2A327010	SENSOR,HUMIDITY	1	1	1
	26	2A026150	MOUNT,MAIN SWITCH	1	1	1
	27	36702221	MOUNT,MAIN SWITCH	1	1	1
●	28	2BC27750	SWITCH,MAIN	1	1	1
●	29	2CJ93070	PARTS,ASS'Y MAIN PCB,SP	1	1	1
●	30	•NAS09020	BACKUP RAM,M48T35Y-70PC1	1	1	1
	31	M2108120	SPACER,KGLS-4S	3	3	3
	32	J5016020	CASE,BU02P-TR-PC-H(JST)	1	1	1
	33	M2105730	MINIATURE CLAMP,UAMS-07-0	1	1	1
●	34	2BL27630	FAN COOLING(80-NMB)	1	1	1
	35	2CJ26020	UPPER LID,SHIELD	1	1	1
	36	2CJ26030	LOWER LID,SHIELD	1	1	1
●	37	2CJ04030	COVER CF	1	1	1
	38	M2107120	BINDING BAND SG-130	1	1	1
	39	M2108000	SPACER,KGLS-3S	3	3	3
	40	2A026080	MOUNT,HIGH VOLTAGE	1	1	1

SP	Ref. No.	Part. No.	Description	Quantity		
				120V	230V	240V
●	41	2A028080	MAIN HIGH VOLTAGE PCB	1	1	1
	42	2CJ27140	SHIELD B,GASKET	1	1	1

- Parts with "•" are component parts or sub-assemblies of the assembly appearing immediately above them.
- Parts with "●" indicates the Service parts.

- Parts with "••" are component parts or sub-assembly with "•" appearing immediately above them.
- Parts with "•••" are component parts or sub-assembly with "••" appearing immediately above them.

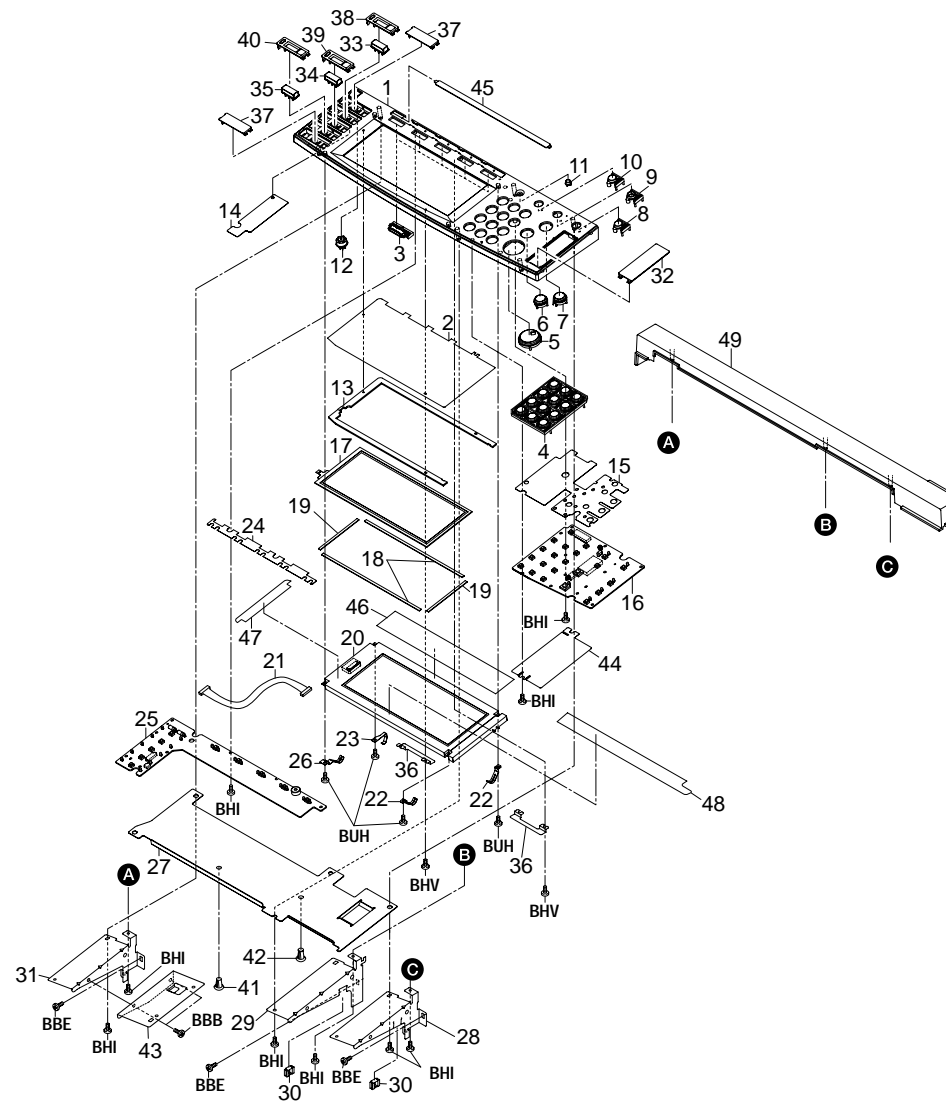
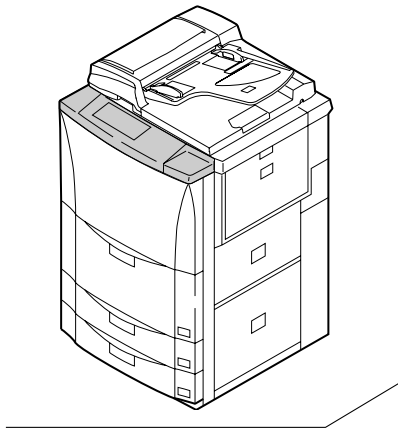


FIG.34 OPERATION UNIT

2CJ

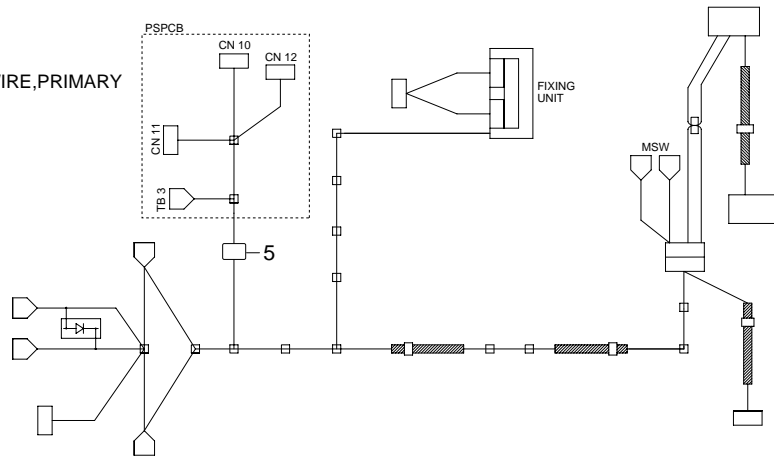
SP	Ref. No.	Part. No.	Description	Quantity		
				120V	230V	240V
●		2CJ93100	PARTS,ASS'Y OPERATION UNIT,EXP-SP	1	1	1
●	1	●2CJ25080	COVER,OPERATION UNIT(EXP)	1	1	1
●	2	●2BJ25370	SHEET TABLET	1	1	1
●	3	●2BJ25101	UPPER KEY FUNCTION	5	5	5
●	4	●2BJ25020	KEY OPERATION 10	1	1	1
●	5	●2BJ25300	KEY PRINT E	1	1	1
●	6	●2BJ25040	KEY STOP	1	1	1
●	7	●2BJ25050	KEY RESET	1	1	1
●	8	●2BJ25060	KEY SAVER	1	1	1
●	9	●2BJ25070	KEY INTERRUPT	1	1	1
●	10	●2BJ25080	KEY CONTROL	1	1	1
●	11	●2BJ25090	KEY INIT	1	1	1
●	12	●2BJ25250	VOLUME OPE UNIT	1	1	1
●	13	●2BJ25240	BARRIER TABLET	1	1	1
●	14	●2BJ25230	RIGHT DUST SHIELD	1	1	1
●	15	●2BJ25210	LEFT DUST SHIELD	1	1	1
●	16	●2BJ01071	OPERATION ASS'Y B	1	1	1
●	17	●2BJ27060	TABLET OPERATION	1	1	1
●	18	●2BJ25270	SPONGE LCD A	2	2	2
●	19	●2BJ25280	SPONGE LCD B	2	2	2
●	20	●2CJ28080	LCD PCB	1	1	1
●	21	●2BJ27140	WIRE LCD	1	1	1
●	22	●2BJ04220	GROUND PLATE LCD A	2	2	2
●	23	●2BJ04240	GROUND PLATE LCD C	1	1	1
●	24	●2BJ25220	CENTER DUST SHIELD	1	1	1
●	25	●2BJ01031	OPERATION ASS'Y A	1	1	1
●	26	●2BJ04230	GROUND PLATE LCD B	1	1	1
●	27	●2BJ04210	SHIELD LCD	1	1	1
●	28	●2CJ25020	RIGHT MOUNT,OPERATION COVER	1	1	1
●	29	●2CJ25030	CENTER MOUNT,OPERATION COVER	1	1	1
●	30	●M2104250	EDGING,EDS-17L(KITAGAWA)	2	2	2
●	31	●2CJ25040	LEFT MOUNT,OPERATION COVER	1	1	1
●	32	●2CJ25130	RIGHT LID,OPERATION UNIT	1	1	1
●	33	●2BJ25310	LEFT KEY COPIER E	1	1	1
●	34	●2BJ25320	LEFT KEY PRINTER E	1	1	1
●	35	●2BJ25330	LEFT KEY SCANNER E	1	1	1
●	36	●2BJ25390	RETAINER LCD	2	2	2
●	37	●2CJ25090	LEFT LID,OPERATION UNIT	2	2	2
●	38	●2CJ25100	LID,OPERATION UNIT COPIER	1	1	1
●	39	●2CJ25110	LID,OPERATION UNIT PRINTER	1	1	1

SP	Ref. No.	Part. No.	Description	Quantity		
				120V	230V	240V
●	40	●2CJ25120	LID,OPERATION UNIT SCANNER	1	1	1
	41	●M2108850	SPACER,KGPS-8RF(KITAGAWA)	1	1	1
	42	●M2108880	SPACER,KGPS-5RF(KITAGAWA)	1	1	1
	43	●2CJ25050	RETAINER,OPERATION COVER	1	1	1
●	44	●2BJ25380	SHEET OPERATION PCB	1	1	1
●	45	●2BC25020	SHEET FUNCTION (EXP)	1	1	1
●	46	●2BJ25400	SHEET LCD A	1	1	1
●	47	●2BJ25410	SHEET LCD B	1	1	1
●	48	●2BJ25420	SHEET LCD C	1	1	1
●	49	●2CJ25010	OUTER COVER,OPERATION	1	1	1

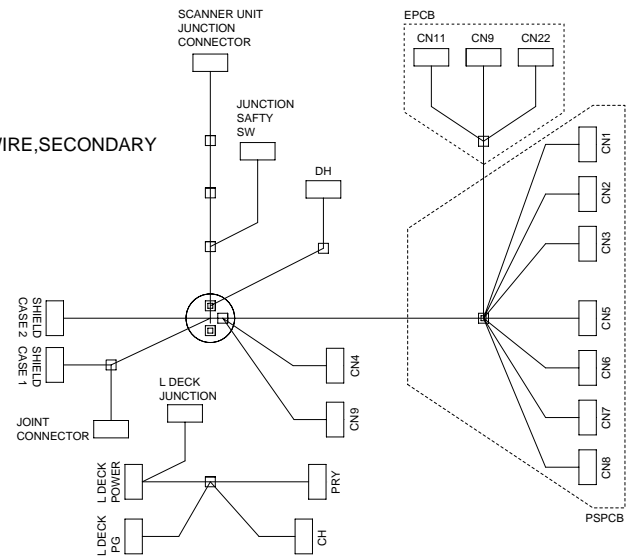
- Parts with "•" are component parts or sub-assemblies of the assembly appearing immediately above them.
- Parts with "●" indicates the Service parts.

- Parts with "••" are component parts or sub-assembly with "•" appearing immediately above them.
- Parts with "•••" are component parts or sub-assembly with "••" appearing immediately above them.

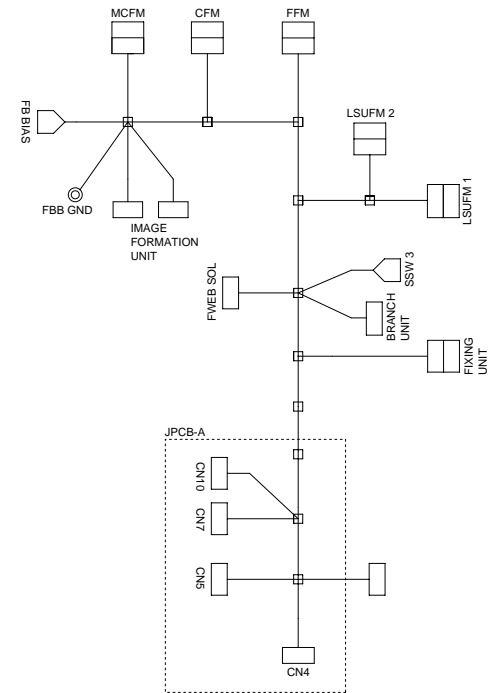
2 2CJ27040 WIRE,PRIMARY



1 2CJ27030 WIRE,SECONDARY



4 2CJ27070 WIRE A,JUNCTION



3 2BC27510 WIRE,HDD




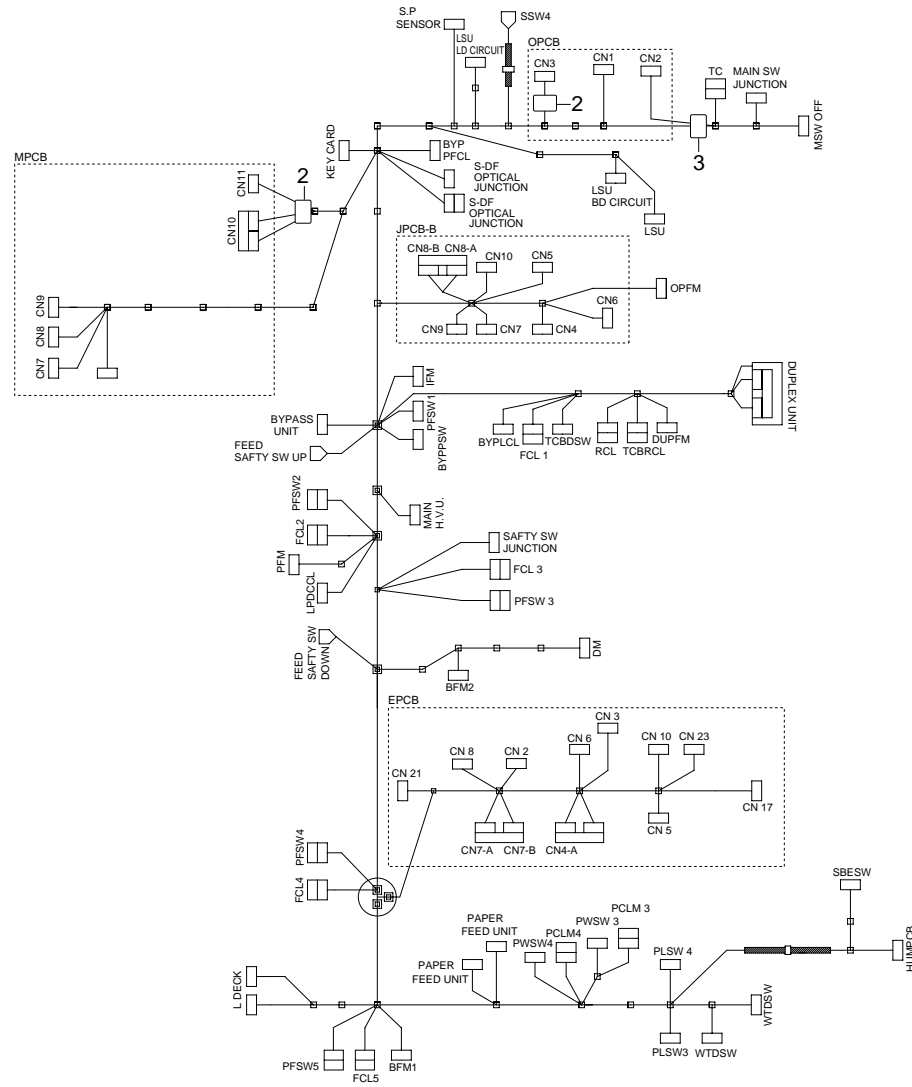
FIG.35 WIRE SECTION I

2CJ

SP	Ref. No.	Part. No.	Description	Quantity		
				120V	230V	240V
	1	2CJ27030	WIRE,SECONDARY	1	1	1
	2	2CJ27040	WIRE,PRIMARY	1	1	1
	3	2BC27510	WIRE,HDD	1	1	1
	4	2CJ27070	WIRE A,JUNCTION	1	1	1
	5	2A627930	CORE 11-25X14		1	

- Parts with "•" are component parts or sub-assemblies of the assembly appearing immediately above them.
- Parts with "⊙" indicates the Service parts.

- Parts with "••" are component parts or sub-assembly with "•" appearing immediately above them.
- Parts with "•••" are component parts or sub-assembly with "••" appearing immediately above them.



1 2CJ27010 WIRE,MAIN

FIG.36 WIRE SECTION II

2CJ

SP	Ref. No.	Part. No.	Description	Quantity		
				120V	230V	240V
	1	2CJ27010	WIRE,MAIN	1	1	1
	2	2A627930	CORE 11-25X14		2	
	3	2A627940	CORE 10-20X10		1	

- Parts with "•" are component parts or sub-assemblies of the assembly appearing immediately above them.
- Parts with "⊙" indicates the Service parts.

- Parts with "••" are component parts or sub-assembly with "•" appearing immediately above them.
- Parts with "•••" are component parts or sub-assembly with "••" appearing immediately above them.

FIG.37 EXTERIOR COVERS (DF)

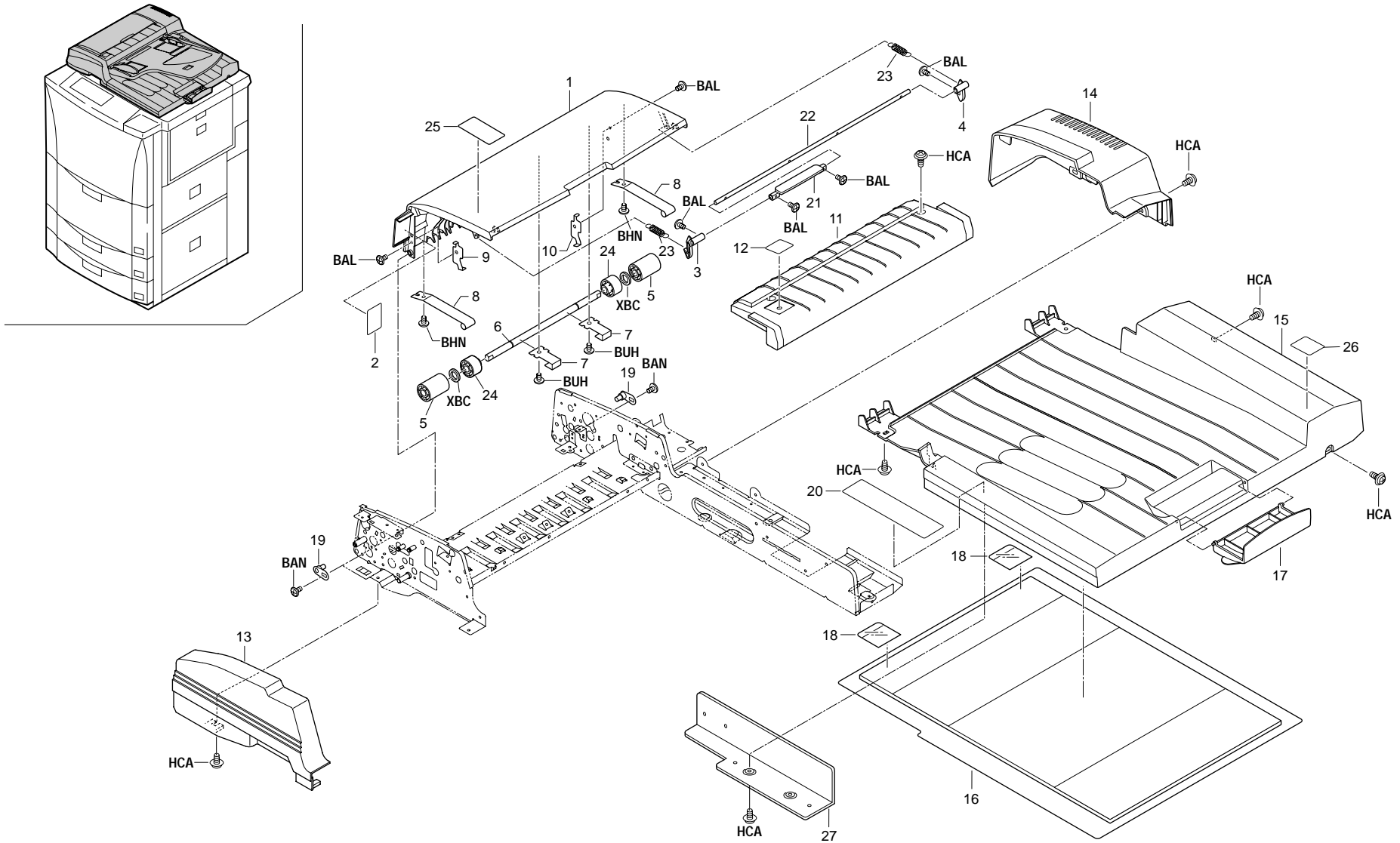


FIG.37 EXTERIOR COVERS (DF)

2CJ

SP	Ref. No.	Part. No.	Description	Quantity		
				120V	230V	240V
●	1	3C004050	LEFT COVER	1	1	1
●	2	3AL05090	LABEL,JAM REMOVAL	1	1	1
	3	3C007010	FRONT HOOK,LEFT COVER	1	1	1
	4	3C007020	REAR HOOK,LEFT COVER	1	1	1
●	5	3AL08140	UPPER PULLEY,CONVEYING	2	2	2
	6	3AL08180	UPPER SHAFT,CONVEYING PULLEY	1	1	1
	7	3AL08220	UPPER PLATE SPRING,CONVEYING PULLEY	2	2	2
	8	3AL08270	PLATE SPRING,REGISTRATION GUIDE	2	2	2
	9	3AL08360	STOPPER,LEFT COVER FRONT	1	1	1
	10	3AL08370	STOPPER,LEFT COVER REAR	1	1	1
●	11	3BC04011	COVER,PAPER FEED	1	1	1
●	12	3AL05080	LABEL,ORIGINAL SET	1	1	1
●	13	3C004010	FRONT COVER	1	1	1
●	14	3C004020	REAR COVER	1	1	1
●	15	3AL04110	RIGHT COVER(K M)	1	1	1
	16	3AL04060	MAT,ORIGINAL HOLDER	1	1	1
●	17	3C004030	STOPPER,EJECT ORIGINAL	1	1	1
	18	3AL04080	FILM,ORIGINAL HOLDER	2	2	2
	19	63202120	SUPPORT PLATE,COVER	2	2	2
●	20	3AL05111	LABEL,OPERATION	1	1	1
	21	3C004040	HANDLE,HOOK	1	1	1
	22	3AL07290	SHAFT,HOOK	1	1	1
	23	72118141	SPRING,CLEANING BLADE	2	2	2
●	24	3AL08500	PULLEY,REGISTRATION	2	2	2
●	25	3AL05120	LABEL,DF ORIGINAL CAUTION	1	1	1
●	26	3C005020	LABEL,HINGE CAUTION	1	1	1
	27	3C002010	RIGHT REINFORCEMENT,COVER	1	1	1

- Parts with "●" are component parts or sub-assemblies of the assembly appearing immediately above them.
- Parts with "●●" indicates the Service parts.

- Parts with "●●●" are component parts or sub-assembly with "●●" appearing immediately above them.
- Parts with "●●●●" are component parts or sub-assembly with "●●●" appearing immediately above them.

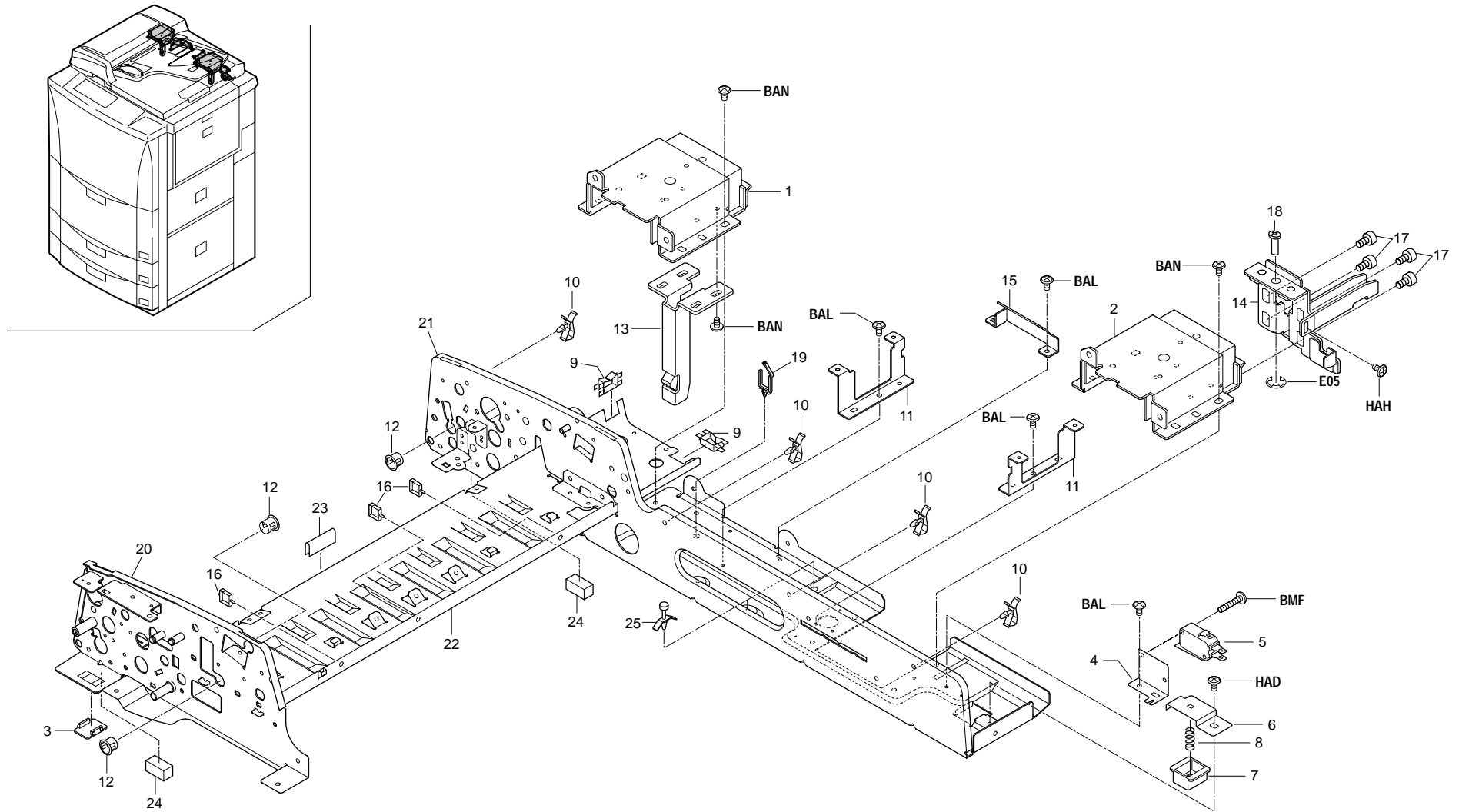


FIG.38 FRAMES (DF)

2CJ

SP	Ref. No.	Part. No.	Description	Quantity		
				120V	230V	240V
●	1	3AL03013	LEFT HINGE	1	1	1
●	2	3AL03023	RIGHT HINGE	1	1	1
	3	3AL02200	SPACER,SRDF	1	1	1
	4	3AL02050	MOUNT,RELEASE SWITCH	1	1	1
●	5	36827140	SWITCH A,INTERLOCK	1	1	1
	6	3AL02080	HOLDER,SPRING	1	1	1
	7	3AL02070	STOPPER,ORIGINAL DETECTION SWITCH	1	1	1
	8	66008070	SPRING,DRUM DRIVE	1	1	1
	9	M2104200	EDGING EDS-1	2	2	2
	10	M2109260	WIRE SADDLE,YMC-05-H-0(KITAGAWA)	4	4	4
	11	3BC02040	MOUNT,DF PCB	2	2	2
	12	M1203200	OPEN BUSHING,OCB-375	3	3	3
	13	3AL03032	LEFT STAY,HINGE	1	1	1
	14	3AL03045	RIGHT STAY,HINGE	1	1	1
	15	3AL02100	GUIDE,INTERFACE WIRE	1	1	1
	16	M2105730	MINIATURE CLAMP,UAMS-07-0	3	3	3
	17	29820110	FRONT PIN,FULCRUM	4	4	4
	18	3AL03050	PIN,HINGE ADJUSTMENT(M)	1	1	1
	19	M2109080	LOCKING WIRE SADDLE,LWS-4NS	1	1	1
	20	3BC02010	FRONT FRAME	1	1	1
	21	3BC02020	REAR FRAME	1	1	1
	22	3BC02030	STAY,PAPER FEED	1	1	1
	23	65907610	SEAL,PAPER EMPTY	1	1	1
	24	23227350	SHIELD B,GASKET	2	2	2
	25	M2108950	SPACER,KGPS-18S(KITAGAWA)	2	2	2

- Parts with "•" are component parts or sub-assemblies of the assembly appearing immediately above them.
- Parts with "●" indicates the Service parts.

- Parts with "••" are component parts or sub-assembly with "•" appearing immediately above them.
- Parts with "•••" are component parts or sub-assembly with "••" appearing immediately above them.

FIG.39 PAPER FEED-IN SECTION (DF)

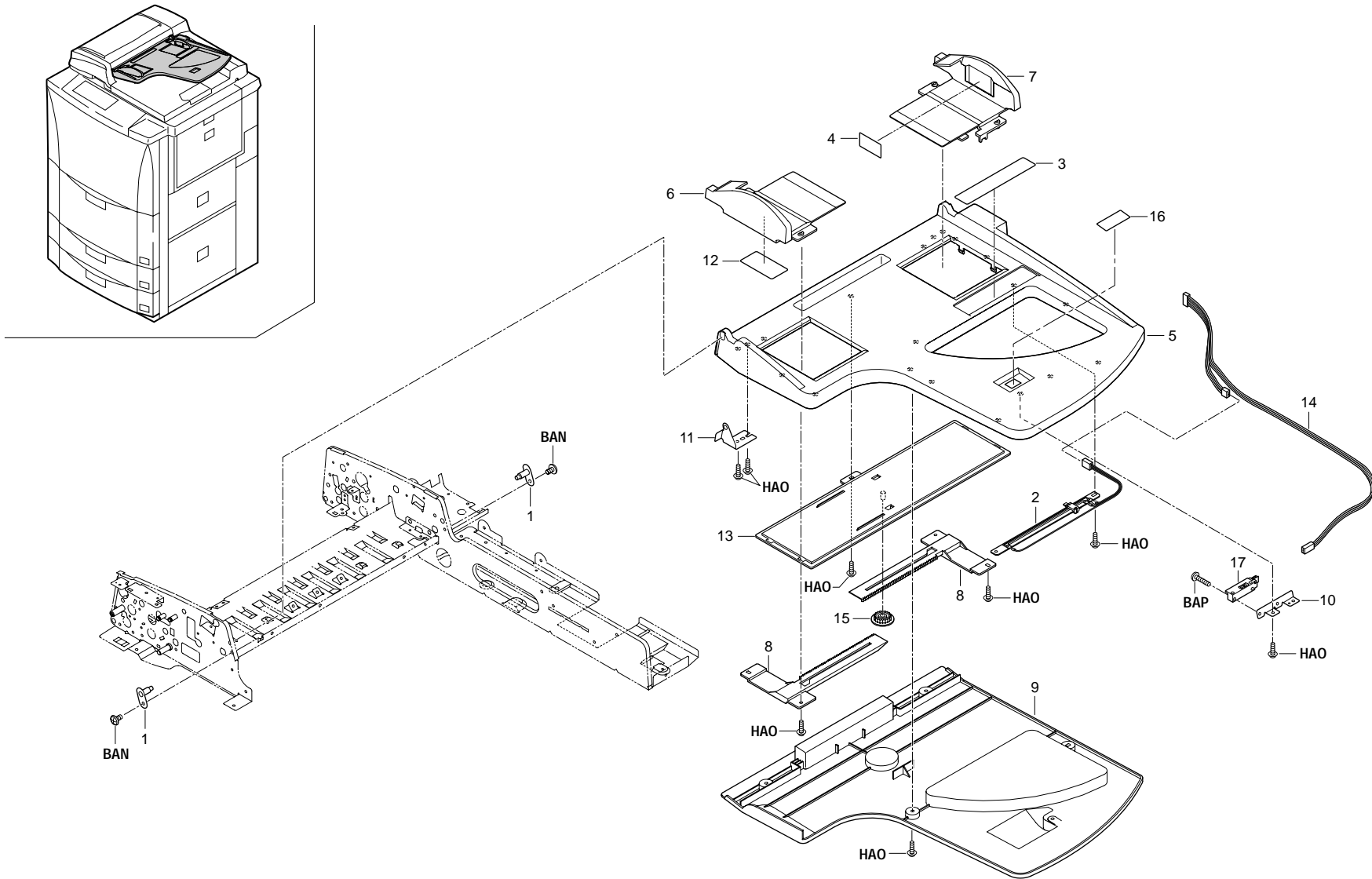


FIG.39 PAPER FEED-IN SECTION (DF)

2CJ

SP	Ref. No.	Part. No.	Description	Quantity		
				120V	230V	240V
	1	3AL06102	FULCRUM PIN, TABLE	2	2	2
●	2	18327100	SWITCH, SIZE DETECTION	1	1	1
●	3	3AL05040	LABEL, ORIGINAL SIZE (METRIC)	1	1	1
	4	3AL05060	LABEL, ORIGINAL CURSOR (METRIC)	1	1	1
●	5	3C006010	TABLE, ORIGINAL	1	1	1
	6	3AL06130	FRONT GUIDE, ORIGINAL (K M)	1	1	1
	7	3AL06140	REAR GUIDE, ORIGINAL (K M)	1	1	1
	8	3AL06041	RACK, TABLE	2	2	2
●	9	3C006020	COVER, TABLE	1	1	1
	10	3AL06060	MOUNT, SIZE DETECTION	1	1	1
	11	3AL06072	FRONT SUPPORT PLATE, TABLE	1	1	1
	12	3AL06090	CUSHION, ORIGINAL GUIDE	1	1	1
●	13	3C006030	COVER, ORIGINAL GUIDE	1	1	1
	14	3AL27030	WIRE, TABLE	1	1	1
●	15	65907210	GEAR 20, CASSETTE	1	1	1
●	16	78706241	FILTER CF SENSOR	1	1	1
●	17	78727110	JAM DETECTION SWITCH	1	1	1

- Parts with "•" are component parts or sub-assemblies of the assembly appearing immediately above them.
- Parts with "●" indicates the Service parts.

- Parts with "••" are component parts or sub-assembly with "•" appearing immediately above them.
- Parts with "•••" are component parts or sub-assembly with "••" appearing immediately above them.

FIG.40 PAPER CONVEYING SECTION (DF)

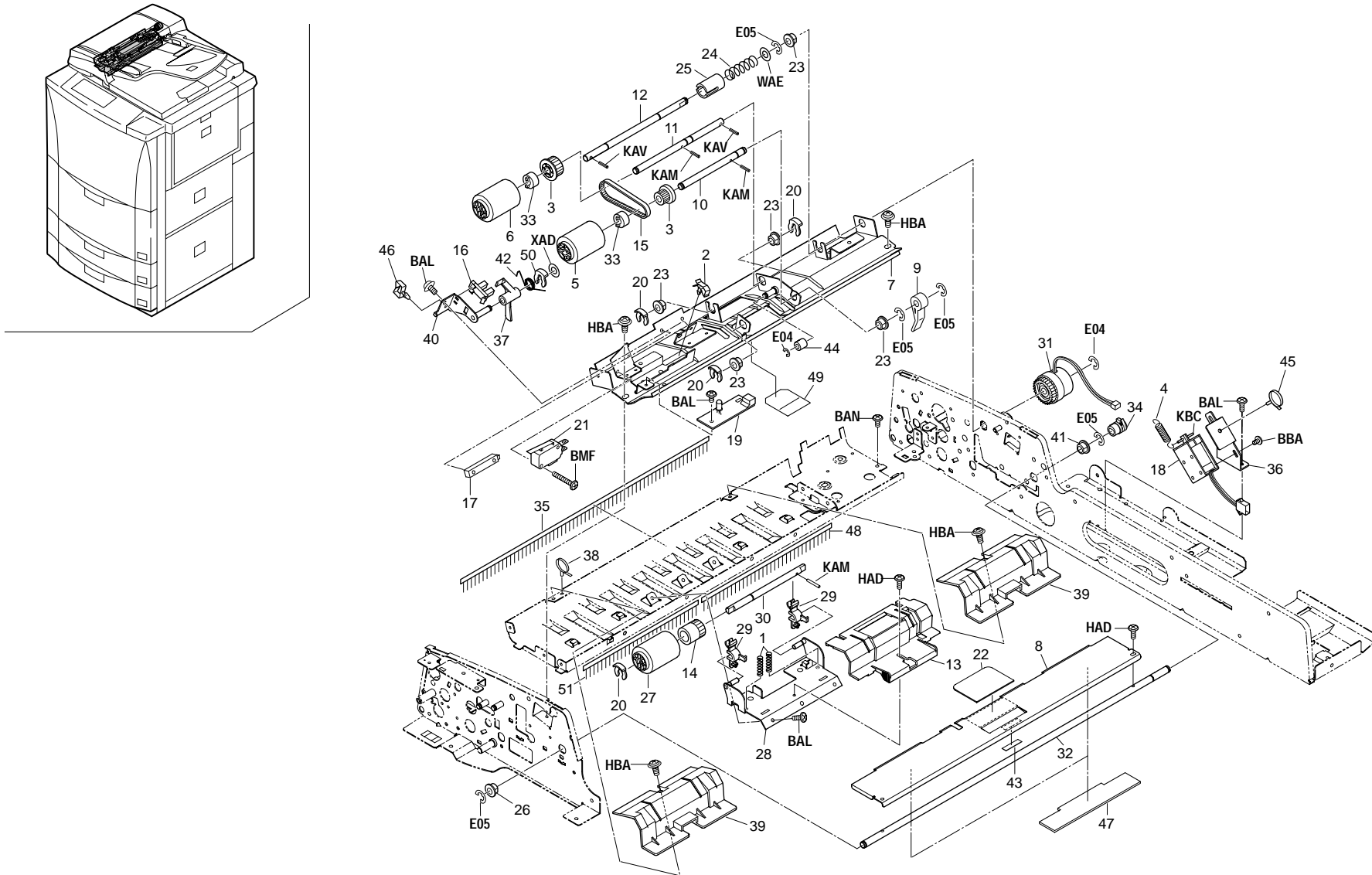


FIG.40 PAPER CONVEYING SECTION (DF)

2CJ

SP	Ref. No.	Part. No.	Description	Quantity		
				120V	230V	240V
	1	3BR07180	SPRING,SEPARATION PULLEY	2	2	2
	2	M2109350	WIRE SADDLE,YMC-15-0(KITAGAWA)	1	1	1
●	3	66206190	LOWER PULLEY 26,FEED	2	2	2
	4	3BC07250	SPRING,LIFT PLATE	1	1	1
●	5	3BC07010	PULLEY,LEADING FEED	1	1	1
●	6	3BC07020	PULLEY,SEPARATION	1	1	1
	7	3BC07031	UPPER GUIDE,PAPER FEED	1	1	1
	8	3BC07050	LIFT PLATE,PAPER FEED	1	1	1
	9	3BC07260	STOPPER,ORIGINAL	1	1	1
	10	3BC07080	SHAFT,LEADING FEED	1	1	1
	11	3BC07090	FRONT SHAFT,PAPER FEED	1	1	1
	12	3BC07100	REAR SHAFT,PAPER FEED	1	1	1
	13	3BC07230	GUIDE,SEPARATION	1	1	1
●	14	33906430	TORQUE LIMITER,BYPASS	1	1	1
●	15	3BC07170	BELT 138,LEADING FEED	1	1	1
●	16	35327400	SWITCH,FEED	1	1	1
●	17	63227150	SWITCH L,FEED	1	1	1
●	18	3AL27070	SOLENOID,LEADING FEED	1	1	1
●	19	3AL28020	SET LED PCB	1	1	1
●	20	34806150	STOPPER 5	4	4	4
●	21	36827140	SWITCH A,INTERLOCK	1	1	1
●	22	3BC07320	PAD,LIFT	1	1	1
●	23	73210450	BUSH, 6	5	5	5
	24	73818100	SPRING, BLADE THRUST	1	1	1
	25	74306520	JOINT,PULLEY DRIVE SHAFT	1	1	1
●	26	29806560	BUSHING 6	1	1	1
●	27	3BC07020	PULLEY,SEPARATION	1	1	1
	28	3BC07060	MOUNT,SEPARATION PULLEY	1	1	1
	29	3BC07071	ARM,SEPARATION PULLEY	2	2	2
	30	3BC07111	SHAFT,SEPARATION	1	1	1
●	31	3AL93010	PARTS,CLUTCH PAPER FEED,SP	1	1	1
	32	3BC07120	SHAFT,LIFT PLATE	1	1	1
●	33	3BC07130	ONE-WAY CLUTCH 6	2	2	2
	34	3BC07300	LEVER B,LIFT	1	1	1
●	35	63212210	STATIC ELIMINATOR,EJECT	1	1	1
	36	3BC07161	MOUNT,LIFT SOLENOID	1	1	1
●	37	3BC07181	ACTUATOR,ORIGINAL SET	1	1	1
	38	M0207000	BINDING BAND,KB-100-1	1	1	1
	39	3BC07040	LOWER GUIDE,PAPER FEED	2	2	2
	40	3BC07200	MOUNT,SET SWITCH	1	1	1

SP	Ref. No.	Part. No.	Description	Quantity		
				120V	230V	240V
●	41	73210450	BUSH, 6	1	1	1
	42	3BC07210	SPRING,ACTUATOR	1	1	1
	43	65706200	SEAL B,RACK	1	1	1
●	44	65710330	PULLEY,EJECT TENSION	1	1	1
	45	M2607010	BINDING BAND,PLT1M	1	1	1
	46	M2105720	MINIATURE CLAMP,UAMS-05-2	1	1	1
	47	3BC07270	SHEET,LIFT PLATE PAPER FEED	2	2	2
●	48	3BC07311	STATIC ELIMINATOR,EJECT	1	1	1
	49	3BC07290	UPPER SHEET,GUIDE PAPER FEED	1	1	1
●	50	34806140	STOPPER 4	1	1	1
●	51	3BC07340	FRONT STATIC ELIMINATOR,EJECT	1	1	1

- Parts with "•" are component parts or sub-assemblies of the assembly appearing immediately above them.
- Parts with "●" indicates the Service parts.

- Parts with "••" are component parts or sub-assembly with "•" appearing immediately above them.
- Parts with "•••" are component parts or sub-assembly with "••" appearing immediately above them.

FIG.41 REVERSING SECTION (DF)

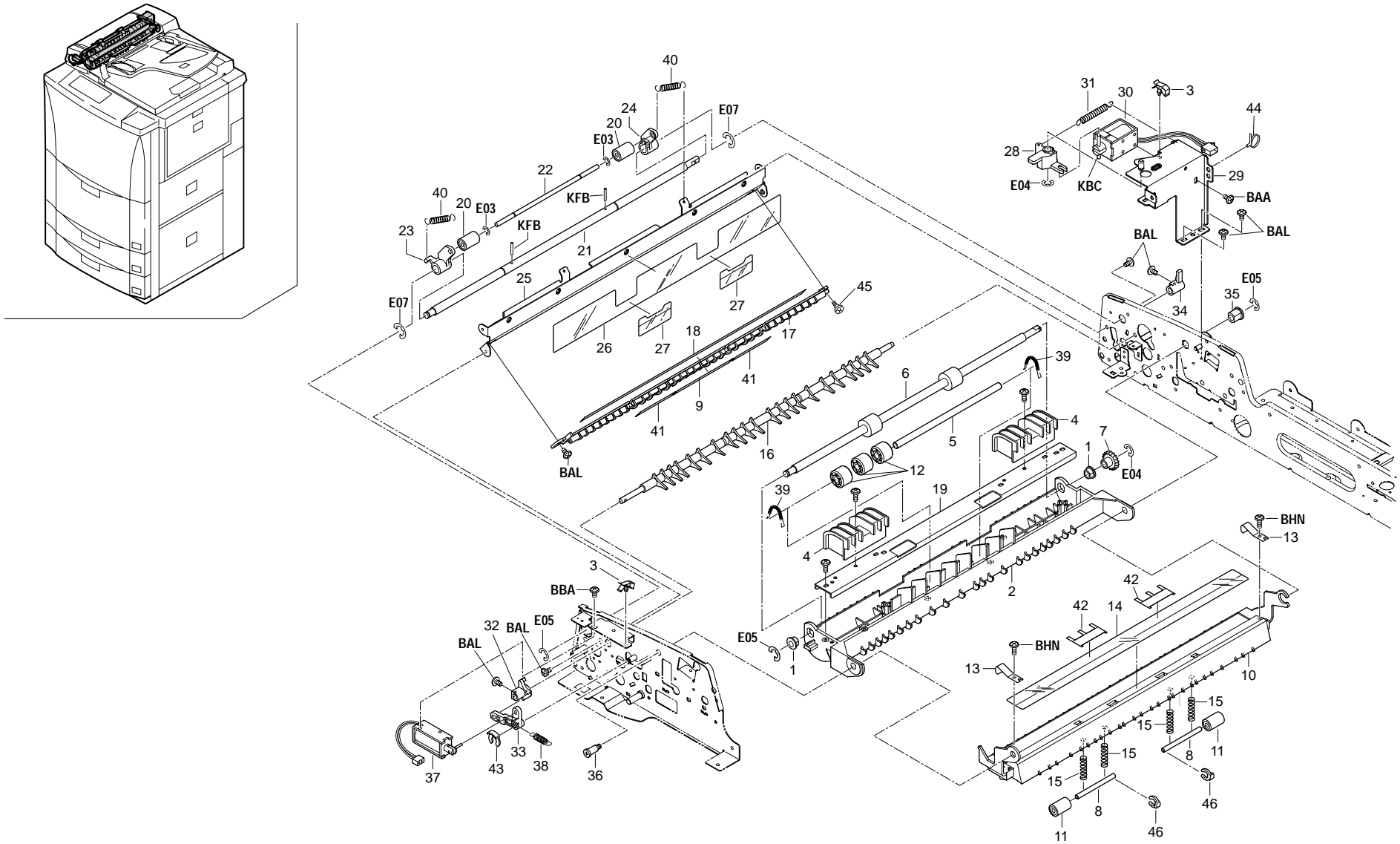


FIG.41 REVERSING SECTION (DF)

2CJ

SP	Ref. No.	Part. No.	Description	Quantity		
				120V	230V	240V
●	1	29806560	BUSHING 6	2	2	2
	2	3BC08031	GUIDE,RESISTANCE	1	1	1
	3	M2109260	WIRE SADDLE,YMC-05-H-0(KITAGAWA)	2	2	2
	4	3BC08190	HANDLE,REGISTRATION GUIDE	2	2	2
	5	3BC08090	SHAFT,REGISTRATION PULLEY	1	1	1
●	6	3AL10020	ROLLER,LOOP	1	1	1
●	7	33918100	GEAR 18,FUR BRUSH	1	1	1
	8	3BC08061	SHAFT,EJECT PULLEY	2	2	2
	9	3AL10281	LOWER LEFT SHEET B,GUIDE LOOP	1	1	1
	10	3BC08042	GUIDE,EJECT	1	1	1
●	11	3AL08170	PULLEY,EJECT	2	2	2
●	12	3BC08220	PULLEY B,REGISTRATION	3	3	3
	13	3AL08260	PLATE SPRING,EJECT GUIDE	2	2	2
	14	3AL08410	SHEET,GUIDE EJECT	1	1	1
	15	3AL08560	SPRING,EJECT PULLEY	4	4	4
	16	3AL10032	GUIDE,LOOP FEED SHIFT	1	1	1
	17	3AL10166	LEFT GUIDE,LOOP	1	1	1
	18	3AL10181	LEFT SHEET,GUIDE LOOP	1	1	1
	19	3BC08180	REINFORCEMENT,REGISTRATION GUIDE	1	1	1
●	20	3AL08170	PULLEY,EJECT	2	2	2
	21	3AL10040	SHAFT,FULCRUM PULLEY	1	1	1
	22	3AL10060	SHAFT,LOOP PULLEY	1	1	1
	23	3AL10120	FRONT HOLDER,LOOP PULLEY	1	1	1
	24	3AL10200	REAR HOLDER,LOOP PULLEY	1	1	1
	25	3AL10011	GUIDE,LOOP	1	1	1
	26	3AL10170	SHEET,GUIDE LOOP	1	1	1
	27	3AL10210	SHEET,LOOP PULLEY	2	2	2
	28	3AL10091	LEVER,LOOP PULLEY SOLENOID	1	1	1
	29	3AL10143	MOUNT,LOOP PULLEY SOLENOID	1	1	1
●	30	3AL27111	SOLENOID,LOOP PULLEY	1	1	1
	31	3AL10230	SPRING,LOOP PULLEY SOLENOID	1	1	1
	32	3AL10081	LEVER,LOOP FEED SHIFT	1	1	1
	33	3AL10110	LEVER,LOOP FEED SHIFT SOLENOID	1	1	1
	34	3AL10100	LEVER,LOOP PULLEY	1	1	1
	35	60606101	BUSHING FEED BACK ROLLER	1	1	1
●	36	3BC07330	PIN B,PAPER FEED GUIDE	1	1	1
	37	3AL27080	SOLENOID,FEED SHIFT	1	1	1
	38	3AL08490	SPRING,EJECT FEED SHIFT	1	1	1
	39	3BC08130	SPRING,REGISTRATION PULLEY	2	2	2
	40	63526080	SPRING,SAFETY SWITCH LEVER	2	2	2

SP	Ref. No.	Part. No.	Description	Quantity		
				120V	230V	240V
	41	3AL08590	UPPER SHEET B,CONVEYING PULLEY	2	2	2
	42	3BC08140	SHEET,EJECT PULLEY	2	2	2
●	43	34806140	STOPPER 4	1	1	1
	44	M2607010	BINDING BAND,PLT1M	1	1	1
	45	3AL10290	LEFT PIN,GUIDE LOOP	1	1	1
●	46	65016080	STOP RING E3	2	2	2

- Parts with "•" are component parts or sub-assemblies of the assembly appearing immediately above them.
- Parts with "●" indicates the Service parts.

- Parts with "••" are component parts or sub-assembly with "•" appearing immediately above them.
- Parts with "•••" are component parts or sub-assembly with "••" appearing immediately above them.

FIG.42 PAPER EJECT SECTION (DF)

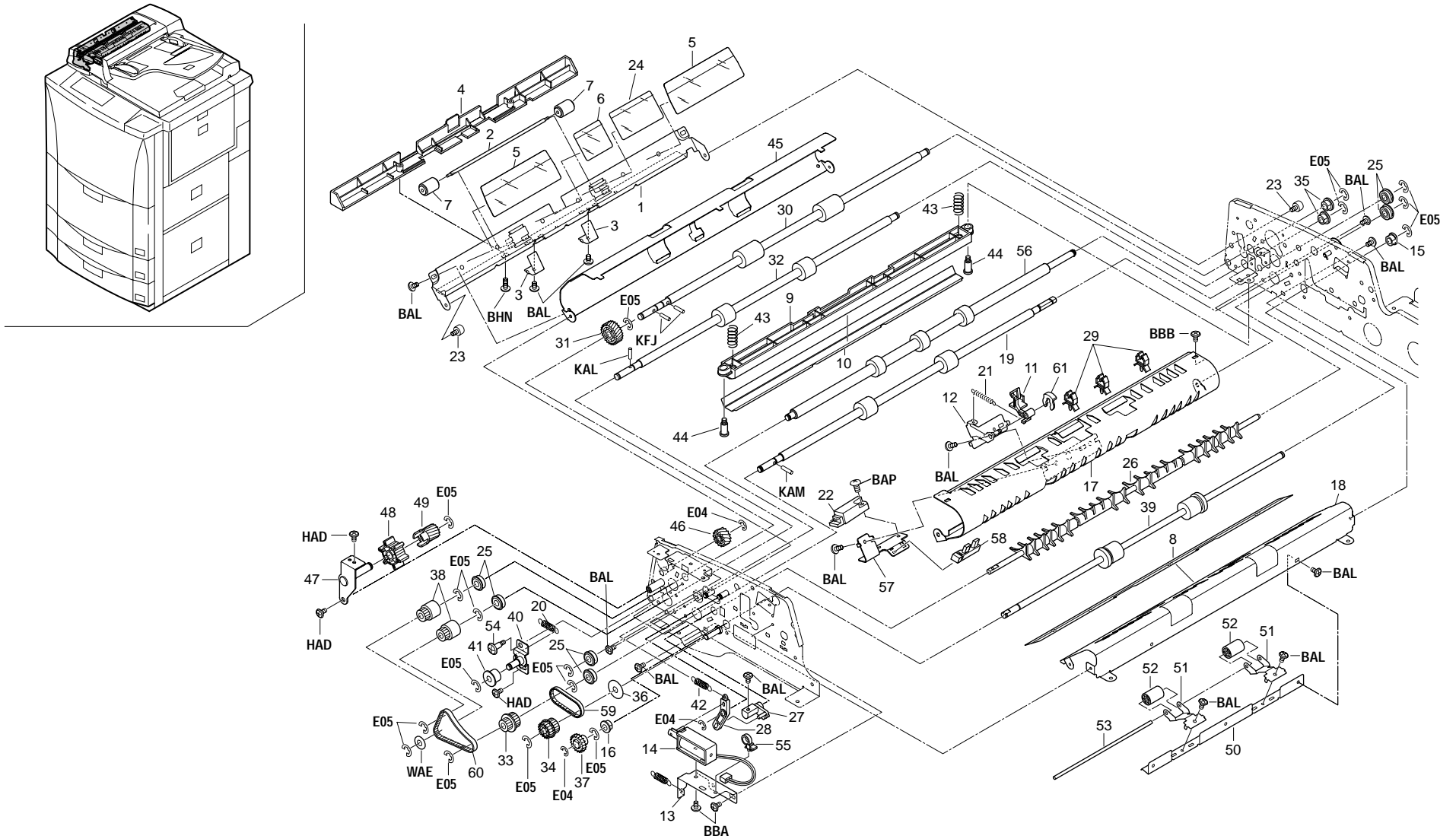


FIG.42 PAPER EJECT SECTION (DF)

2CJ

SP	Ref. No.	Part. No.	Description	Quantity		
				120V	230V	240V
	1	3AL08033	GUIDE,CONVEYING	1	1	1
	2	3AL08190	LOWER SHAFT,CONVEYING PULLEY	1	1	1
	3	3AL08240	LOWER PLATE SPRING,CONVEYING PULLEY	2	2	2
	4	3AL08302	COVER,CONVEYING PULLEY	1	1	1
	5	3AL08421	OUTER SHEET,GUIDE CONVEYING	2	2	2
●	6	3AL08430	INNER SHEET,GUIDE CONVEYING	1	1	1
	7	3AL08480	FRONT PULLEY,READING	2	2	2
	8	3AL08451	SHEET,GUIDE PLATE EJECT	1	1	1
	9	3AL08072	GUIDE,READING	1	1	1
	10	3AL08401	SHEET,ORIGINAL HOLDER	1	1	1
	11	3AL10073	LIGHT SHIELD,LOOP	1	1	1
	12	3AL10131	MOUNT,LIGHT SHIELD	1	1	1
	13	3AL08310	MOUNT,EJECT SOLENOID	1	1	1
●	14	3AL27080	SOLENOID,FEED SHIFT	1	1	1
●	15	63806290	BUSHING,6	1	1	1
●	16	73210450	BUSH, 6	1	1	1
	17	3BC08011	RIGHT GUIDE,REGISTRATION	1	1	1
	18	3BC08020	GUIDE PLATE,EJECT	1	1	1
●	19	3BC08150	INNER ROLLER,CONVEYING	1	1	1
	20	3BC22110	SPRING,CONVEYING ROLLER	1	1	1
	21	3AL10190	SPRING,LIGHT SHIELD	1	1	1
●	22	3C027020	SENSOR,TIMING SWITCH	1	1	1
	23	63511541	PIN,ADF	2	2	2
	24	3AL08530	INNER SHEET,GUIDE CONVEYING LARGE	1	1	1
●	25	74808080	BEARING,686ZZNR	6	6	6
	26	3BC08160	GUIDE,EJECT FEED SHIFT	1	1	1
	27	3BC08081	LEVER,EJECT	1	1	1
	28	3AL08341	LEVER,EJECT SOLENOID	1	1	1
	29	M2105720	MINIATURE CLAMP,UAMS-05-2	3	3	3
●	30	3AL08161	UPPER ROLLER,CONVEYING	1	1	1
●	31	3AL02150	GEAR 24,JAM REMOVAL	1	1	1
●	32	3AL08112	LOWER ROLLER,CONVEYING	1	1	1
●	33	18307370	PULLEY 25/18P2M,PAPER FEED	1	1	1
●	34	3AL22040	GEAR Z18/T25P2M	1	1	1
●	35	29806560	BUSHING 6	2	2	2
	36	75714210	COLLAR DEVELOPING UNIT	1	1	1
●	37	33918100	GEAR 18,FUR BRUSH	1	1	1
●	38	18307550	PULLEY 18P2M,LEADING FEED	2	2	2
●	39	3AL08130	ROLLER,EJECT	1	1	1
	40	3BC22010	TENSION PLATE,CONVEYING ROLLER	1	1	1

SP	Ref. No.	Part. No.	Description	Quantity		
				120V	230V	240V
●	41	48928800	PULLEY,TIMING BELT	1	1	1
	42	63814260	SPRING,DEV. SHUTTER	1	1	1
	43	72418480	SPRING, SPIRAL ROLLER	2	2	2
	44	3AL07230	PIN,PAPER FEED	2	2	2
	45	3AL08013	LEFT GUIDE,REGISTRATION	1	1	1
●	46	3AL02160	GEAR 14,JAM REMOVAL	1	1	1
	47	3AL02121	MOUNT,JAM REMOVAL DIAL	1	1	1
	48	3AL02110	DIAL,JAM REMOVAL	1	1	1
●	49	3AL02170	GEAR 14,JOINT	1	1	1
	50	3AL08280	MOUNT,CONVEYING PULLEY	1	1	1
	51	3AL08250	INNER PLATE SPRING,CONVEYING PULLEY	2	2	2
●	52	3AL08100	INNER PULLEY,CONVEYING	2	2	2
	53	3AL08201	INNER SHAFT,CONVEYING PULLEY	1	1	1
	54	73918080	PIN,CLEANING BLADE	1	1	1
	55	M2107120	BINDING BAND SG-130	1	1	1
●	56	3BC08050	ROLLER,REGISTRATION	1	1	1
	57	3BC08071	MOUNT,TIMING SWITCH	1	1	1
●	58	35327400	SWITCH,FEED	1	1	1
●	59	3BC22080	BELT 112,REGISTRATION ROLLER	1	1	1
●	60	3BC22090	BELT 140,MIDDLE ROLLER	1	1	1
●	61	65016080	STOP RING E3	1	1	1

- Parts with "•" are component parts or sub-assemblies of the assembly appearing immediately above them.
- Parts with "●" indicates the Service parts.

- Parts with "••" are component parts or sub-assembly with "•" appearing immediately above them.
- Parts with "•••" are component parts or sub-assembly with "••" appearing immediately above them.

FIG.43 DRIVING SECTION (DF)

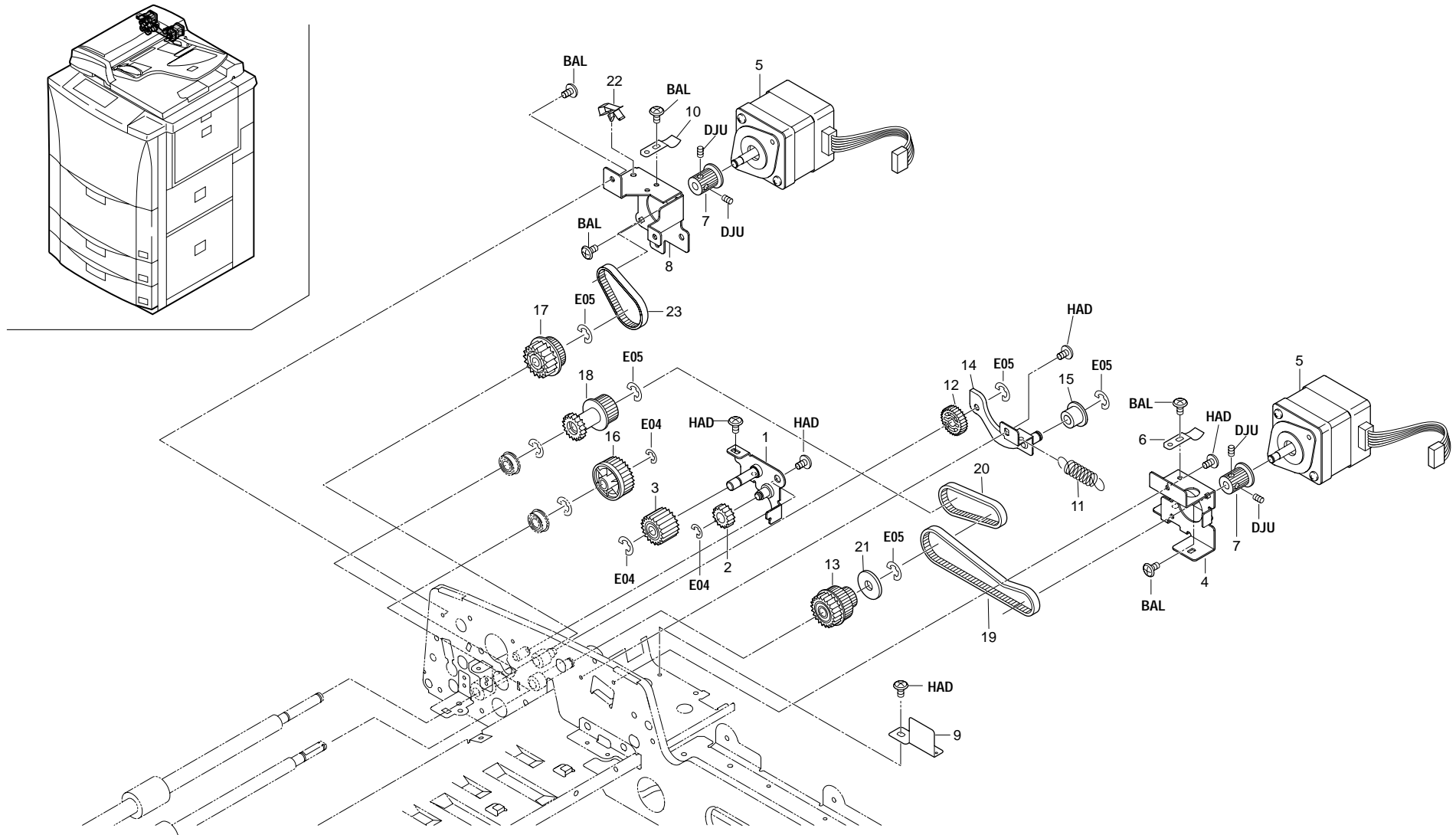


FIG.43 DRIVING SECTION (DF)

2CJ

SP	Ref. No.	Part. No.	Description	Quantity		
				120V	230V	240V
	1	3BC22020	MOUNT, IDLE GEAR	1	1	1
●	2	63814100	IDLE GEAR 15, AGITATION	1	1	1
●	3	65011310	GEAR 20, IDLE	1	1	1
	4	3BC22030	MOUNT, PAPER FEED MOTOR	1	1	1
●	5	3AL27011	MOTOR, PAPER FEED	2	2	2
	6	34920190	GROUND PLATE, FIXING UNIT	1	1	1
	7	78722151	PULLEY 20	2	2	2
	8	3BC22040	MOUNT, CONVEYING MOTOR	1	1	1
	9	3AL02190	GUIDE B, WIRE PAPER FEED MOTOR	1	1	1
	10	34920190	GROUND PLATE, FIXING UNIT	1	1	1
	11	75018250	SPRING CLEANING SOLENOID	1	1	1
●	12	66018180	GEAR 26, SPIRAL ROLLER	1	1	1
●	13	3AL22010	PULLEY T35/T22/Z22	1	1	1
	14	3BC22050	TENSION PLATE, PAPER FEED MOTOR	1	1	1
	15	48928800	PULLEY, TIMING BELT	1	1	1
●	16	76221040	GEAR 28 FD	1	1	1
●	17	3AL22030	GEAR Z22/T35P2M	1	1	1
●	18	3AL22020	PULLEY T28/Z18	1	1	1
●	19	3BC22070	BELT 190, PAPER FEED MOTOR	1	1	1
●	20	3BC22080	BELT 112, REGISTRATION ROLLER	1	1	1
	21	75714210	COLLAR DEVELOPING UNIT	1	1	1
	22	M2109260	WIRE SADDLE, YMC-05-H-0 (KITAGAWA)	1	1	1
●	23	3BC22100	BELT 100, CONVEYING	1	1	1

- Parts with "•" are component parts or sub-assemblies of the assembly appearing immediately above them.
- Parts with "●" indicates the Service parts.

- Parts with "••" are component parts or sub-assembly with "•" appearing immediately above them.
- Parts with "•••" are component parts or sub-assembly with "••" appearing immediately above them.

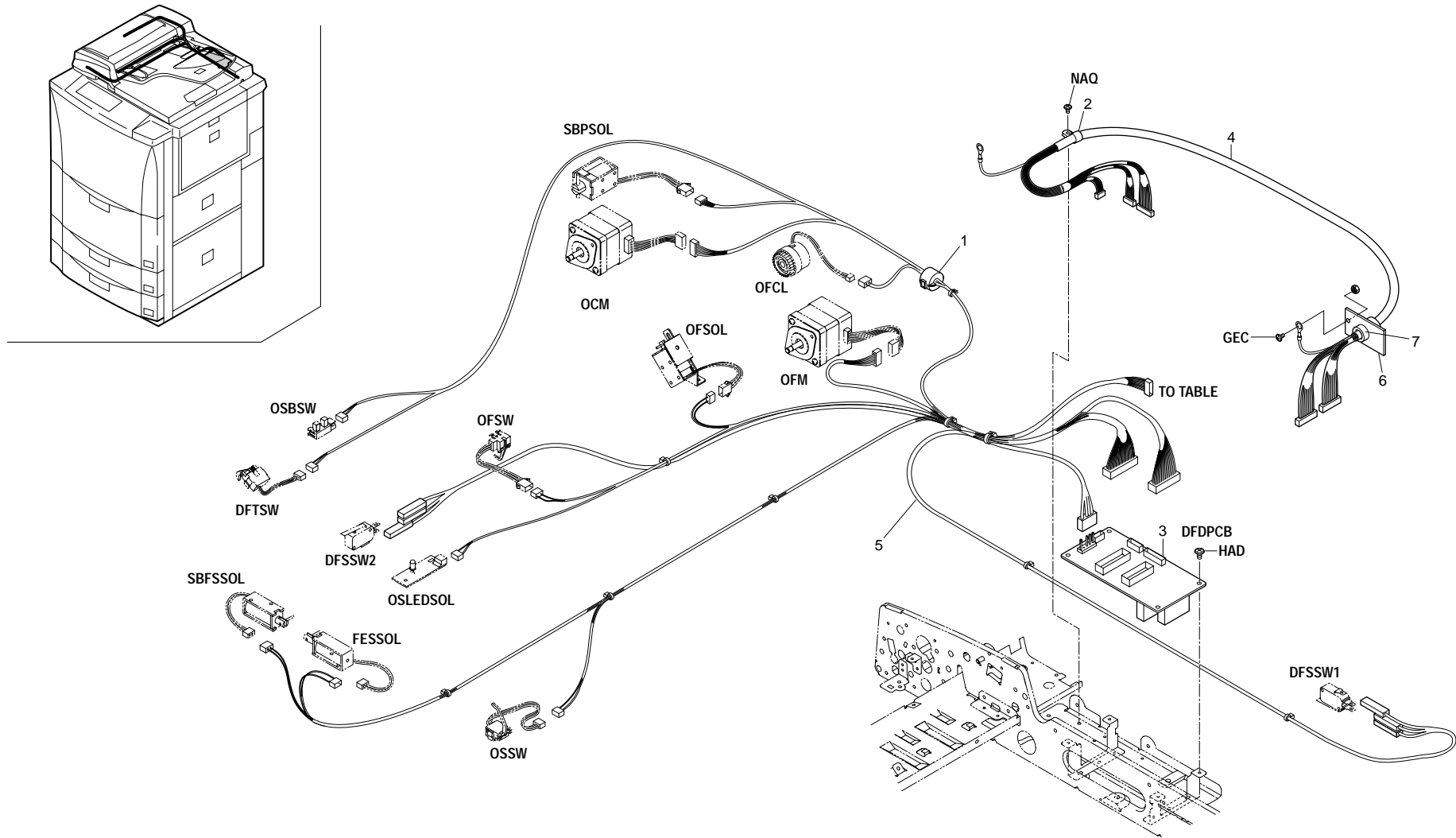


FIG.44 ELECTRICAL COMPONENTS (DF)

2CJ

SP	Ref. No.	Part. No.	Description	Quantity		
				120V	230V	240V
●	1	65027470	CORE,7-15X18	1	1	1
	2	M2105040	NYLON CLAMP 6N,NK-6N	1	1	1
	3	3AL93020	PARTS,DRIVER PCB,SP	1	1	1
	4	3BC27020	WIRE,INTERFACE	1	1	1
	5	3BC27013	WIRE,PAPER FEED	1	1	1
	6	3BC22060	MOUNT,DF WIRE	1	1	1
	7	M1203550	STRAIN RELEAF BUSHING,SR-7W-2	1	1	1

- Parts with "•" are component parts or sub-assemblies of the assembly appearing immediately above them.
- Parts with "●" indicates the Service parts.

- Parts with "••" are component parts or sub-assembly with "•" appearing immediately above them.
- Parts with "•••" are component parts or sub-assembly with "••" appearing immediately above them.

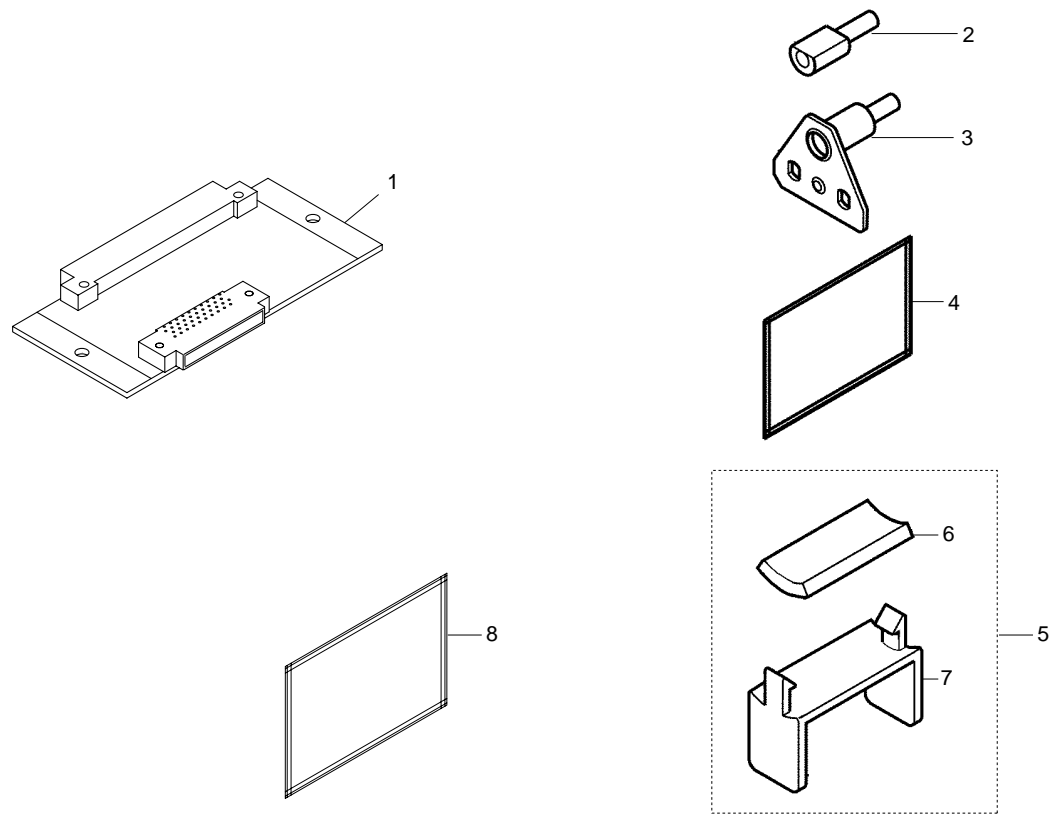


FIG.45 ACCESORIES & TOOL

2CJ

SP	Ref. No.	Part. No.	Description	Quantity		
				120V	230V	240V
●	1	2BC60020	JUNCTION PCB ASS'Y	2	2	2
●	2	18568120	PIN B,POSITIONING	2	2	2
●	3	2AC68230	SPECIAL TOOL,FRAME RETAINING	2	2	2
	4	2AC68241	SHEET,SCANNER ADJUSTMENT	1	1	1
●	5	35968110	STOPPER WIRE ASS'Y SP	2	2	2
	6	•35912300	HOLDER,SCANNER DRUM	2	2	2
	7	•35912310	STOPPER,WIRE	2	2	2
●	8	2A068021	SHEET,DF ADJUSTMENT	1	1	1

- Parts with "•" are component parts or sub-assemblies of the assembly appearing immediately above them.
- Parts with "●" indicates the Service parts.

- Parts with "••" are component parts or sub-assembly with "•" appearing immediately above them.
- Parts with "•••" are component parts or sub-assembly with "••" appearing immediately above them.

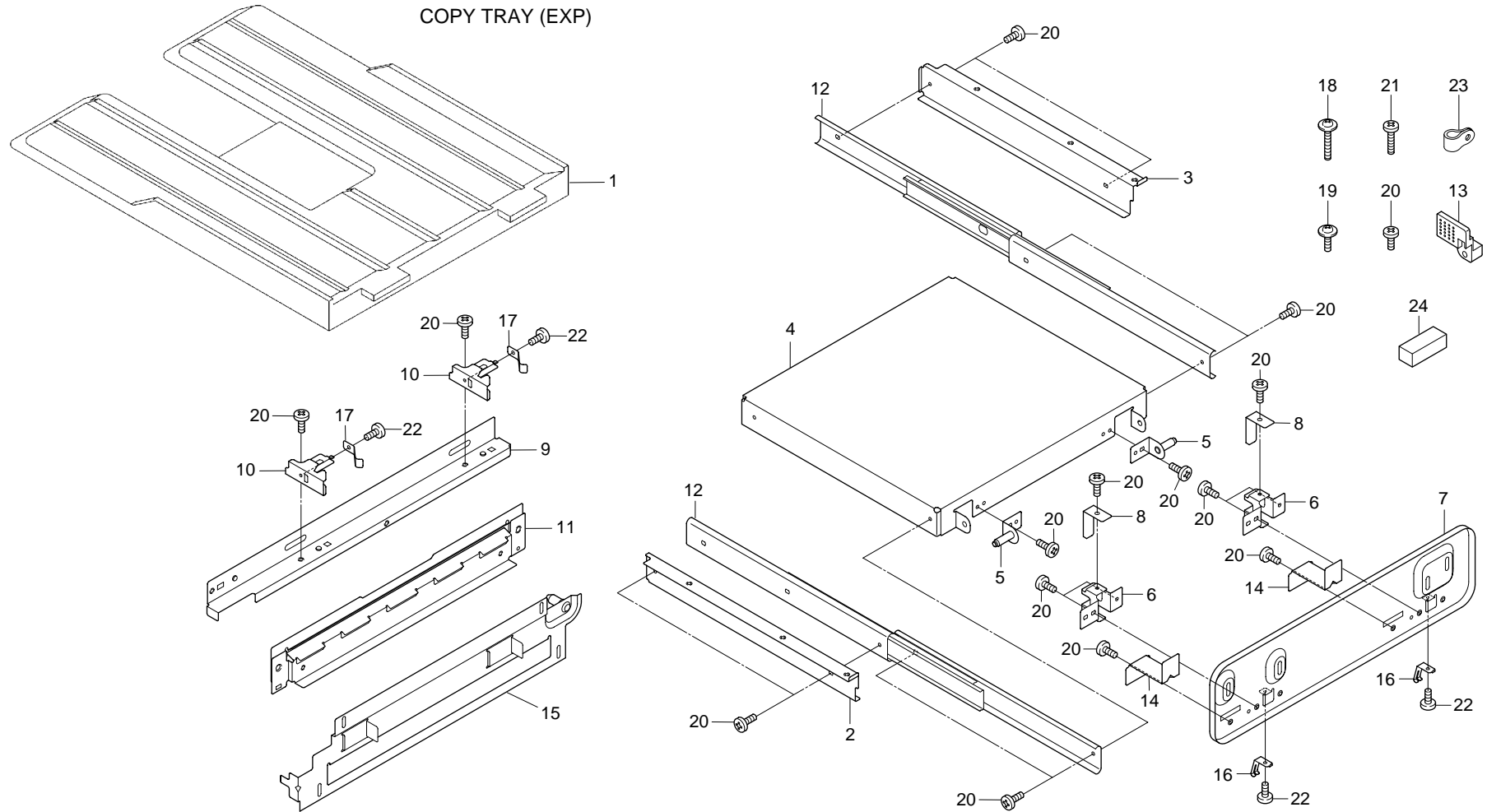


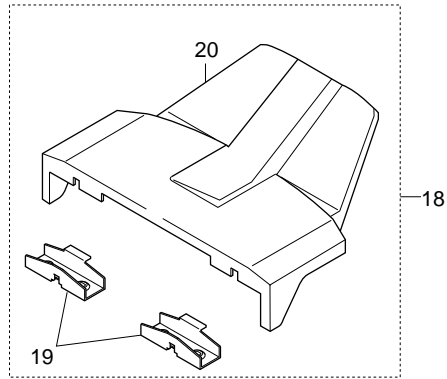
FIG.46 OPTION I

2CJ

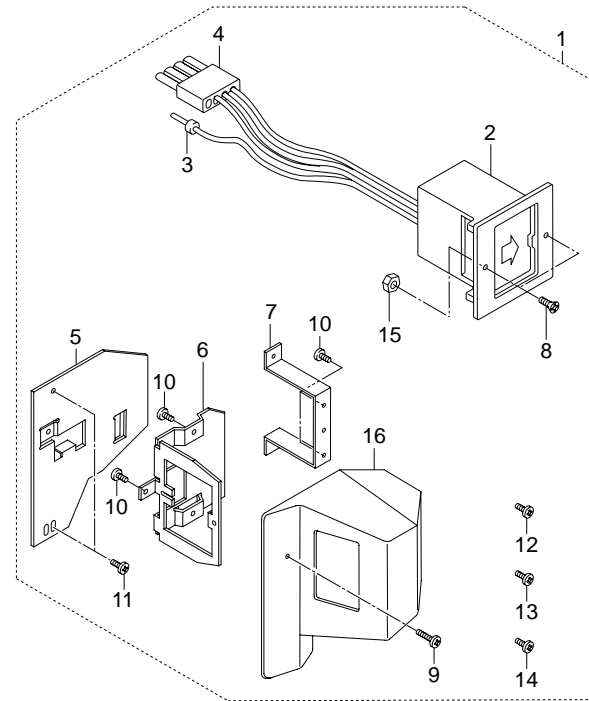
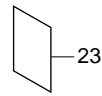
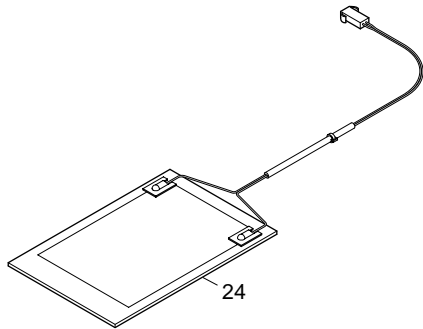
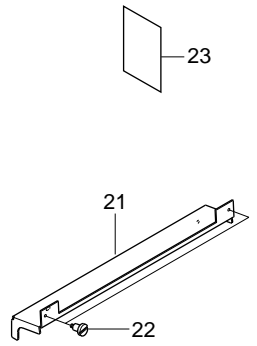
SP	Ref. No.	Part. No.	Description	Quantity		
				120V	230V	240V
●	1	2A304190	COPY TRAY(EXP)	1	1	1
	2	3B803500	FRONT RETAINER,SLIDER	1	1	1
	3	3B803510	REAR RETAINER,SLIDER	1	1	1
	4	3B803520	MOUNT,SLIDER	1	1	1
	5	3B803530	JUNCTION PLATE,SLIDER	2	2	2
	6	3B803540	JUNCTION PLATE,MACHINE	2	2	2
	7	3B803550	MOUNT,MACHINE	1	1	1
	8	3B803560	STOPPER,JUNCTION PLATE	2	2	2
	9	3B803570	RAIL,RELEASE	1	1	1
	10	3B803580	HOOK,RELEASE	2	2	2
	11	3B803590	RETAINER,RELEASE	1	1	1
	12	3B803600	SLIDER,FINISHER	2	2	2
	13	3B803610	HANDLE,RELEASE	1	1	1
	14	3B803620	REINFORCEMENT,MACHINE INSTALLATION	2	2	2
	15	3B803630	ADJUSTING PLATE,RELEASE	1	1	1
	16	18526211	GROUND PLATE A,NOISE	2	2	2
	17	3AK02210	PLATE SPRING,HOOK RELEASE	2	2	2
	18	B4344120	TRIPLE TAP-TITE P SCREW M4X12(BLACK)	2	2	2
	19	B4344060	TRIPLE TAP-TITE P SCREW M4X6(BRONZE)	2	2	2
	20	B1304060	BINDING SCREW BVM4X6 (BLACK)	24	24	24
	21	B1304100	BINDING SCREW BVM4X10 (BLACK)	4	4	4
	22	B1303050	BINDING SCREW BVM3X5 (BLACK)	4	4	4
	23	M2505150	CLAMP,GNK-5N(NIKKO)		1	
	24	2AZ27510	SHIELD 10X20X50,GASKET		1	1

- Parts with "•" are component parts or sub-assemblies of the assembly appearing immediately above them.
- Parts with "●" indicates the Service parts.

- Parts with "••" are component parts or sub-assembly with "•" appearing immediately above them.
- Parts with "•••" are component parts or sub-assembly with "••" appearing immediately above them.



ORIGINAL TRAY ASS'Y



SET PARTS KEY COUNTER NEW COLOR

FIG.47 OPTION II

2CJ

SP	Ref. No.	Part. No.	Description	Quantity		
				120V	230V	240V
●	1	2A369703	SET PARTS KEYCOUNTER NEW COLOR	1	1	1
	2	•41529210	SOCKET ASS'Y,KEY COUNTER	1	1	1
	3	••J0220040	PLUG EL 4P,ELP-04V	1	1	1
	4	••41525016	SOCKET,KEY COUNTER	2	2	2
	5	•66060022	RETAINER,KEY COUNTER COVER	1	1	1
	6	•66060030	RETAINER,KEY COUNTER	1	1	1
	7	•66060040	MOUNT,KEY COUNTER	1	1	1
	8	•B2303060	COUNTER-SUNK HEAD SCREW BFHM3X6 (BLACK)	2	2	2
	9	•B1304300	BINDING SCREW BVM4X30 (BLACK)	1	1	1
	10	•B4304060	TRIPLE SCREW M4X6 (BLACK)	4	4	4
	11	•B4304100	TRIPLE SCREW M4X10 (BLACK)	2	2	2
	12	•B1303080	BINDING SCREW BVM3X8 (BLACK)	1	1	1
	13	•B4104060	TRIPLE SCREW M4X6(CHROMIUM)	1	1	1
	14	•B4304200	TRIPLE SCREW M4X20(BLACK)	1	1	1
	15	•C2303000	NUT BNM3 (BLACK)	1	1	1
	16	•2A360010	COVER,KEY COUNTER	1	1	1
●	17	82142540	KEY COUNTER	1	1	1
●	18	2A000710	ORIGINAL TRAY ASS'Y	1	1	1
	19	•18312520	REINFORCEMENT,EJECT TRAY	2	2	2
	20	•2CJ04280	TRAY,ORIGINAL	1	1	1
	21	2A004100	MOUNT,ORIGINAL TRAY	1	1	1
	22	2A004130	PIN,ORIGINAL TRAY	2	2	2
	23	2A060090	LABEL OFF(EUR)	1	1	1
●	24	2A027560	HEATER,CASSETTE	1	1	1
	25	M2108190	SPACER,KGLS-10S	1	1	1
	26	M2108370	SPACER,WLS-04-0	2	2	2

- Parts with "•" are component parts or sub-assemblies of the assembly appearing immediately above them.
- Parts with "●" indicates the Service parts.

- Parts with "••" are component parts or sub-assembly with "•" appearing immediately above them.
- Parts with "•••" are component parts or sub-assembly with "••" appearing immediately above them.

INDEX

2CJ

SP	Part. No.	Description	Quantity			Fig. No.
			120V	230V	240V	
●	18307370	PULLEY 25/18P2M,PAPER FEED	1	1	1	42
●	18307550	PULLEY 18P2M,LEADING FEED	2	2	2	42
●	18308260	PULLEY,CONVEYING BELT	2	2	2	30,31
	18312520	REINFORCEMENT,EJECT TRAY	2	2	2	47
●	18314080	PULLEY,MOVING IDLE	2	2	2	13
●	18327100	SWITCH,SIZE DETECTION	1	1	1	39
●	18327130	SOLENOID,STOPPER	3	3	3	28,30
●	18505180	ORIGINAL SIZE INDICATOR,BYPASS (IN	1			7
	18506140	LOWER GEAR 18,REGISTRATION	1	1	1	6
	18512731	PLATE SPRING,OPERATION UNIT PCB		2		32
	18514170	REAR PULLEY,DS	3	3	3	18
	18520201	THERMISTOR,FIXING	1	1	1	23
	18523030	DUCT 80,COOLING	2	2	2	25
●	18526211	GROUND PLATE A,NOISE	2	4	3	13,32,46
	18526340	GROUND PLATE,LCD		2		32
	18527460	POWER CORD 220		1		32
●	18568120	PIN B,POSITIONING	2	2	2	45
●	2AC01140	TOTAL COUNTER ASS'Y	1	1	1	33
	2AC02110	MOUNT,RAIL DUPLEX	1	1	1	27
●	2AC05160	ORIGINAL SIZE INDICATOR,BYPASS(EUR		1	1	7
●	2AC06240	CLUTCH,PAPER FEED	6	6	6	8,9,28
●	2AC06250	MOTOR,LIFT CASSETTE	2	2	2	26
●	2AC06260	CLUTCH 32,FEED	2	2	2	24
●	2AC07040	UPPER ROLLER,DUPLEX REGISTRATION	1	1	1	29
●	2AC07050	GEAR 20/30,DUPLEX REGISTRATION	1	1	1	29
	2AC07120	SUPPORT PLATE,GUIDE TURN OVER FEED	1	1	1	28
●	2AC07210	LOWER ROLLER,DUPLEX CONVEYING	1	1	1	29
	2AC07220	RIGHT GUIDE,DUPLEX CONVEYING	1	1	1	27
	2AC07231	LEFT GUIDE,DUPLEX CONVEYING	1	1	1	27
●	2AC07301	ROLLER C,DUPLEX CONVEYING	1	1	1	29
●	2AC07311	LOWER ROLLER B,DUPLEX CONVEYING	1	1	1	29
	2AC07321	LEFT SUPPORT PLATE,DUPLEX UNIT	1	1	1	27
	2AC07330	RIGHT SUPPORT PLATE,DUPLEX UNIT	1	1	1	27
	2AC07360	HOOK,DUPLEX LOCK	1	1	1	2
	2AC12110	UPPER MIRROR FRAME A,SCANNER	1	1	1	13
	2AC12121	LOWER MIRROR FRAME A,SCANNER	1	1	1	13
	2AC12130	REFLECTOR,SCANNER	1	1	1	13
●	2AC12140	MIRROR A	1	1	1	13
●	2AC12150	MIRROR B	2	2	2	13
	2AC12160	MIRROR FRAME B	1	1	1	13

SP	Part. No.	Description	Quantity			Fig. No.
			120V	230V	240V	
●	2AC12170	WIRE,SCANNER	1	1	1	13
	2AC12180	ADJUSTING PLATE,SCANNER WIRE	2	2	2	13
	2AC12210	SHAFT,SCANNER DRIVE	1	1	1	13
	2AC12230	MOUNT,RELEASE SWITCH	1	1	1	13
	2AC12240	COVER,INVERTER	1	1	1	13
	2AC12250	MOUNT,SCANNER MOTOR	1	1	1	13
	2AC12261	LIGHT SHIELD,PI	1	1	1	13
	2AC12270	GUIDE FFC1	1	1	1	13
	2AC12280	HOLDER,ADF CONTACT GLASS	2	2	2	14
	2AC12300	HOLDER FFC	1	1	1	13
	2AC12360	GUIDE,RELEASE SWITCH	1	1	1	13
	2AC12370	SWITCH,RELEASE DETECTION	1	1	1	13
	2AC12380	SPRING,RELEASE SWITCH	1	1	1	13
	2AC12400	ADJUSTING PLATE B,MIRROR FRAME	1	1	1	13
	2AC12410	SPACER,RETAINING PIN	1	1	1	13
●	2AC12420	WIRE S,SCANNER	1	1	1	13
●	2AC12430	FILM,GLASS DUST SHIELD	1	1	1	14
	2AC12440	GROUND PLATE,INVERTER	1	1	1	13
	2AC13030	PIN,LSU ADJUSTMENT	1	1	1	16
	2AC13040	MOUNT,LSU ADJUSTMENT	1	1	1	16
●	2AC18300	SPRING,CLEANING	1	1	1	25
●	2AC21650	PULLEY 22,FEED SHIFT	1	1	1	30
	2AC22370	GEAR 29	1	1	1	26
●	2AC22440	GEAR 55/45,FEED	1	1	1	26
●	2AC22460	GEAR 40,FEED	2	2	2	28
●	2AC22520	MOTOR,PAPER FEED	1	1	1	26
	2AC27600	WIRE,VERTICAL CONVEYING	4	4	4	8,9
	2AC27830	WIRING,INLET N		1	1	32
	2AC27840	WIRING,INLET L		1	1	32
	2AC27880	WIRE FG,FINISHER	2	2	2	32
●	2AC68230	SPECIAL TOOL,FRAME RETAINING	2	2	2	45
	2AC68241	SHEET,SCANNER ADJUSTMENT	1	1	1	45
	2AD05050	LABEL,STOPPER(EUR)		1		1
	2AG05200	LABEL,HIGH VOLTAGE CAUTION(EXP)	1	1	1	21
●	2AR10160	WIRE,MAIN CHARGER	1	1	1	15
●	2AR12200	FILM,FFC	1	1	1	13
●	2AV12450	SLIDER,SCANNER	8	8	8	13
	2AV12460	REAR ORIGINAL SIZE INDICATOR(METRI		1	1	14
	2AV12470	REAR ORIGINAL SIZE INDICATOR(INCH)	1			14
	2AV12481	LABEL,ORIGINAL SIZE INDICATOR(METR		1	1	14

• Parts with "●" indicates the Service parts.

SP	Part. No.	Description	Quantity			Fig. No.
			120V	230V	240V	
●	2AV12491	LABEL,ORIGINAL SIZE INDICATOR(INCH	1			14
	2AV12640	FRONT SEAL,CONTACT GLASS	1	1	1	14
	2AV27200	WIRE,SCANNER INVERTER	1	1	1	13
	2AV27440	CORE 15-26X13		1		32
	2AZ27510	SHIELD 10X20X50,GASKET		1	1	46
●	2A000073	MAIN CHARGER ASS'Y	1	1	1	15
●	2A000216	DEVELOPING ASS'Y	2	2	2	17,18
●	2A000220	DEVELOPING BLADE ASS'Y	1	1	1	17
●	2A000710	ORIGINAL TRAY ASS'Y	1	1	1	47
	2A002010	FRONT FRAME	1	1	1	2
	2A002020	REAR FRAME	1	1	1	2
	2A002030	BASE	1	1	1	2
	2A002040	RIGHT STAY,MIDDLE	4	4	4	2
	2A002110	FRONT STAY,FRAME	1	1	1	2
	2A002120	REAR STAY,FRAME	1	1	1	2
	2A002130	RIGHT MOUNT,CASTER	1	1	1	2
●	2A002170	CASTER UA	4	4	4	2
	2A004011	REAR MOUNT B,COVER	1	1	1	32
	2A004020	UPPER REAR MOUNT,COVER	1	1	1	1
	2A004100	MOUNT,ORIGINAL TRAY	2	1	1	1,47
	2A004130	PIN,ORIGINAL TRAY	4	2	2	1,47
	2A004150	FRONT MOUNT,COVER HINGE	1	1	1	1
	2A004160	FEED GUIDE,SAFETY SWITCH	1	1	1	1
	2A004170	FRONT FEED GUIDE,COVER MAGNET	1	1	1	1
	2A004200	HINGE,TONER SUPPLY	1	1	1	19
	2A004210	HOLDER,HINGE	2	2	2	19
	2A004320	UPPER FRONT HINGE A,COVER	1	1	1	1
	2A004330	FRONT HINGE,COVER(B)	1	1	1	1
	2A004350	PIN,HINGE STOP	1	1	1	1
	2A004370	LOWER LEFT MOUNT,COVER	2	2	2	1
	2A004380	LOWER FRONT RIGHT MOUNT,COVER	2	2	2	1
●	2A005040	LABEL,PAPER(METRIC)		3	3	3,4
●	2A005050	LABEL,PAPER(INCH)	3			3,4
●	2A005060	LABEL,HIGH VOLTAGE CAUTION(EUR)		2		1,19
●	2A005070	LABEL,TRANSFER BELT(EUR)		1		1
●	2A005080	LABEL,CONVEYING OPERATION(EUR)		1		1
	2A005090	LABEL,CONVEYING RELEASE(EUR)	1	1	1	12
	2A005100	LABEL,DUPLEX UNIT(EUR)		1		27
	2A005130	LABEL,FEED OPERATION(EUR)	1	1	1	1
	2A005140	LABEL,PAPER SUPPLY CAUTION	1	1	1	4

• Parts with "●" indicates the Service parts.

SP	Part. No.	Description	Quantity			Fig. No.
			120V	230V	240V	
	2A005150	LABEL,UPPER LIMIT	2	2	2	4
●	2A005200	LABEL,HIGH TEMPERATURE CAUTION(EXP		1	1	22
	2A006120	UPPER GUIDE,REGISTRATION	1	1	1	16
	2A006140	LOWER SPRING,PAPER FEED	2	2	2	8
	2A006150	SPRING,BYPASS LIFT	1	1	1	7
	2A006160	GUIDE,CASSETTE PAPER FEED	2	2	2	4
●	2A006190	LEFT PULLEY LCF	1	1	1	6
	2A006220	RIGHT WEIGHT LCF	1	1	1	6
	2A006230	LEFT WEIGHT LCF	1	1	1	6
●	2A006500	ROLLER,VERTICAL CONVEYING MIDDLE	1	1	1	9
●	2A006510	UPPER ROLLER,VERTICAL CONVEYING	1	1	1	8
●	2A007020	PULLEY,PAPER FEED BELT	8	8	8	5
	2A007030	SHAFT,PAPER FEED DRIVE	1	1	1	5
	2A007040	SHAFT,PAPER FEED IDLE	1	1	1	5
	2A007050	SUPPORT PLATE,PAPER FEED BELT	1	1	1	5
	2A007060	UPPER DUCT,PAPER FEED BELT	1	1	1	5
	2A007070	LOWER DUCT,PAPER FEED BELT	1	1	1	5
	2A007090	LOWER GUIDE,CONVEYING	1	1	1	5
	2A007110	LOWER SHAFT,CONVEYING	1	1	1	5
●	2A007120	UPPER ROLLER,CONVEYING	2	2	2	5
	2A007130	UPPER MOUNT,SEPARATION DUCT	1	1	1	5
	2A007150	DUCT,SEPARATION JOINT	1	1	1	9
	2A007200	UPPER DUCT,SEPARATION	1	1	1	5
	2A007260	LOWER GUIDE,DUCT	1	1	1	5
	2A007300	SLIDER,DECK	1	1	1	2
	2A007310	LEFT SLIDER,DECK	1	1	1	2
	2A007320	MOUNT,MAGNET	1	1	1	4
	2A007330	HOLDER,RELEASE	1	1	1	4
	2A007340	FRONT MOUNT,COVER	1	1	1	4
	2A007400	LOWER FILM,DUCT	1	1	1	5
	2A007441	FRONT BLADE,BELT	2	2	2	5
	2A007450	FRONT GUIDE,DUCT	1	1	1	5
	2A007490	FILM,COVER CLUTCH	1	1	1	5
	2A007520	LEFT MOVING PLATE,PAPER FEED PULLE	1	1	1	6
	2A007530	SHAFT,IDLE DECK PAPER FEED	1	1	1	6
	2A007540	MOUNT LCF,PAPER FEED IDLE	1	1	1	6
	2A007560	FRONT MOUNT,LIFT UP PI	1	1	1	6
	2A007570	LEVER,RELEASE	1	1	1	6
	2A007580	SHAFT LCF,CLUTCH	1	1	1	6
	2A007600	PIN LCF,IDLE	2	2	2	26

SP	Part. No.	Description	Quantity			Fig. No.
			120V	230V	240V	
	2A007610	FRONT SHAFT LCF,CLUTCH	1	1	1	6
	2A007620	PIN C,LCD IDLE	1	1	1	6
	2A007640	REAR LOWER SUPPORT PLATE,GUIDE CON	1	1	1	5
	2A007650	PIN LCF,SLIDER	2	2	2	6
	2A007660	FRONT STAY,DECK FEED	1	1	1	2
	2A007670	RIGHT MOUNT,DECK RAIL	1	1	1	2
	2A007680	LEFT MOUNT,DECK RAIL	1	1	1	2
	2A007690	MOUNT LCF,LIFT MOTOR	2	2	2	26
	2A007710	LEFT STAY,DECK PAPER FEED	1	1	1	2
	2A007720	RIGHT MOUNT,DECK RAIL	1	1	1	2
	2A007740	LEFT HOLDER LCF	1	1	1	6
	2A007770	FRONT SPONGE,INHALATION	1	1	1	5
	2A007880	MAGNET,DECK	1	1	1	4
	2A007890	BRUSH,PAPER FEED	2	2	2	6
	2A007960	FILM,SEPARATION DUCT(INCH)	2			5
●	2A007980	CLUTCH,PAPER FEED BELT	1	1	1	5
●	2A007990	BELT LCF,PAPER FEED	4	4	4	5
	2A008020	LEFT MOUNT,IMAGE FORMATION SLIDER	1	1	1	2
	2A008030	LEFT STAY,IMAGE FORMATION	1	1	1	16
	2A008220	REAR FRAME,IMAGE FORMATION	1	1	1	16
	2A008300	REAR RETAINER,DRUM	1	1	1	15
	2A008310	FRONT RETAINER,DRUM	1	1	1	15
	2A008320	REAR RETAINER,DRUM BEARING	1	1	1	16
	2A008330	FRONT RETAINER,DRUM BEARING	1	1	1	16
	2A010011	BASE,MAIN CHARGER	1	1	1	15
	2A010030	INNER SHIELD,MC	1	1	1	15
	2A010040	SHEET,DUCT	1	1	1	15
	2A010050	TERMINAL BASE,MAIN HIGH VOLTAGE	1	1	1	33
	2A010070	REAR POSITIONING PLATE,MAIN CHARGE	1	1	1	16
	2A010081	SPIRAL,CHARGER CLEANING	1	1	1	15
	2A010120	MOUNT,POTENTIAL SENSOR	1	1	1	16
	2A010140	PULLEY,MAIN CHARGER ADJUSTMENT	1	1	1	15
	2A010151	MOVING BASE,MAIN CHARGER ADJUSTMEN	1	1	1	15
●	2A012060	MOTOR,SCANNER	1	1	1	13
	2A012130	MOUNT,SCANNER PULLEY	2	2	2	13
	2A013010	BASE,LSU	1	1	1	16
	2A014011	HOUSING,DEVELOPING	1	1	1	18
	2A014021	LOWER MAGNET,DEVELOPING	1	1	1	18
	2A014031	UPPER MAGNET,DEVELOPING	1	1	1	18
●	2A014041	GEAR,DEVELOPING IDLE	1	1	1	18

SP	Part. No.	Description	Quantity			Fig. No.
			120V	230V	240V	
	2A014050	PADDLE,DEVELOPING	1	1	1	18
●	2A014060	UPPER GEAR,DEVELOPING	1	1	1	18
●	2A014070	LOWER GEAR,DEVELOPING	1	1	1	18
	2A014081	UPPER REAR BUSHING,SLEEVE	1	1	1	18
	2A014090	UPPER FRONT BUSHING,SLEEVE	1	1	1	18
	2A014100	LOWER REAR BUSHING,SLEEVE	1	1	1	18
	2A014110	LOWER FRONT BUSHING,SLEEVE	1	1	1	18
	2A014120	FRONT COVER,SLEEVE	1	1	1	18
	2A014130	REAR COVER,SLEEVE	1	1	1	18
	2A014140	BUSHING,DEVELOPING PADDLE	1	1	1	18
	2A014151	LOWER LEVER,DEVELOPING ROLLER	1	1	1	18
●	2A014160	LOWER CAM,DEVELOPING ROLLER	1	1	1	18
●	2A014170	GEAR,DEVELOPING PADDLE	1	1	1	18
●	2A014180	GEAR,PADDLE IDLE	1	1	1	18
	2A014190	LOWER STAY,DEVELOPING ROLLER	1	1	1	17
●	2A014200	REAR BUSHING,LOWER DEVELOPING ROLL	1	1	1	18
●	2A014210	FRONT BUSHING,LOWER DEVELOPING ROL	1	1	1	18
●	2A014220	LOWER GEAR,DEVELOPING IDLE	1	1	1	18
	2A014230	MOUNT,DOCTOR BLADE	1	1	1	17
●	2A014240	DOCTOR BLADE,DEVELOPING	1	1	1	17
●	2A014250	BUSHING,DS	1	1	1	18
	2A014280	ADJUSTING PLATE,MAGNET	2	2	2	18
	2A014290	STOPPER,DS HOLDER	2	2	2	18
	2A014310	UPPER MOUNT,SHIELD	1	1	1	17
	2A014350	HOLDER,DEVELOPING FILTER	1	1	1	17
●	2A014360	UPPER SEAL,DEVELOPING	1	1	1	17
	2A014380	UPPER FELT,DEVELOPING	4	4	4	18
	2A014410	UPPER SEAL,SLEEVE	4	4	4	18
●	2A014440	UPPER SPONGE,DEVELOPING	2	2	2	18
●	2A014450	LOWER SEAL,DEVELOPING ROLLER	2	2	2	18
●	2A014460	FILTER,DEVELOPING	1	1	1	17
	2A014500	FRONT HOLDER,DRUM	1	1	1	16
	2A014510	REAR HOLDER,DRUM	1	1	1	16
	2A014520	REAR LID,DRUM HOLDER	1	1	1	16
	2A014530	FRONT LID,DRUM HOLDER	1	1	1	16
	2A014550	TERMINAL,DEVELOPING BIAS	2	2	2	16
	2A014560	SPRING,MAGNET PRESSURE	2	2	2	18
	2A014570	LOWER COVER,DEVELOPING	2	2	2	18
●	2A014580	SPRING,DEVELOPING PRESSURE	2	2	2	16
	2A014590	FRONT BASE,DEVELOPING PRESSURE	1	1	1	16

• Parts with "●" indicates the Service parts.

SP	Part. No.	Description	Quantity			Fig. No.
			120V	230V	240V	
	2A014600	FILM,BUSHING PADDLE	1	1	1	18
	2A014610	LOWER SPONGE,DEVELOPING BLADE	2	2	2	17
	2A014620	BUSHING,AGITATION SPIRAL	1	1	1	18
	2A014640	CENTER SPIRAL,DEVELOPING	1	1	1	18
	2A015030	COVER,TONER DRAW	1	1	1	19
	2A015040	SPRING,CLEANING	1	1	1	19
	2A015050	COVER,DRAW SPIRAL	1	1	1	19
	2A015060	LOWER MOUNT BASE,HOPPER	1	1	1	19
	2A015080	SPONGE A,HOPPER HOUSING	2	2	2	19
	2A015090	SPONGE B,HOPPER HOUSING	1	1	1	19
	2A015100	SPONGE C,HOPPER HOUSING	1	1	1	19
	2A015110	SPONGE D,HOPPER HOUSING	1	1	1	19
	2A015120	FILM A,HOPPER HOUSING	1	1	1	19
	2A015130	FILM B,HOPPER HOUSING	3	3	3	19
	2A015140	SEAL,DRAW SPIRAL COVER	1	1	1	19
	2A015170	FILTER A,HOPPER	1	1	1	19
	2A015180	FILTER B,HOPPER	1	1	1	19
	2A015190	FILM,HOPPER FILTER	1	1	1	19
	2A015200	SPONGE E,HOPPER HOUSING	2	2	2	19
	2A015210	SPONGE,TONER DRAW	2	2	2	19
	2A015220	FILM,TONER LIMITATION	1	1	1	19
	2A015230	SPONGE F,HOPPER HOUSING	1	1	1	19
	2A015240	UPPER SPONGE,HOPPER HOUSING	2	2	2	19
●	2A016020	ROLLER,TRANSFER	1	1	1	11
●	2A016040	BRUSH,BELT CLEANING	1	1	1	11
●	2A016061	ROLLER,MIDDLE	1	1	1	11
●	2A016070	ROLLER,IDLE	1	1	1	11
●	2A016100	BUSHING,MIDDLE ROLLER	4	4	4	11
●	2A016111	FRONT ROLLER,TRANSFER	1	1	1	11
	2A016120	SEAL,BELT CLEANING	1	1	1	11
	2A016130	SEAL,CLEANING WIND SHIELD	2	2	2	11
	2A016200	LOWER STAY,CONVEYING	1	1	1	2
●	2A016221	LOWER FRONT FILM,REGISTRATION	2	2	2	12
●	2A016300	GROUND PLATE A,MIDDLE ROLLER	1	1	1	11
	2A016310	TERMINAL A,DRIVE ROLLER	1	1	1	11
	2A017010	FRONT FRAME,DUPLEX	1	1	1	27
	2A017020	REAR FRAME,DUPLEX	1	1	1	27
	2A017030	MOUNT B,FEED SHIFT SOLENOID	1	1	1	28
	2A017040	GUIDE,MIDDLE TRAY	1	1	1	28
	2A017050	UPPER GUIDE,DUPLEX ADMISSION	1	1	1	28

SP	Part. No.	Description	Quantity			Fig. No.
			120V	230V	240V	
	2A017060	GUIDE,DUPLEX REFEED	1	1	1	28
	2A017070	MOUNT,REFEED PULLEY	1	1	1	28
	2A017100	SHAFT D,REFEED ROLLER	1	1	1	29
	2A017110	SHAFT,REFEED PULLEY	1	1	1	28
	2A017120	GUIDE,TURN OVER FEED SHIFT	1	1	1	28
	2A017140	UPPER GUIDE,DUPLEX CONVEYING	1	1	1	27
	2A017150	SHAFT D,DUPLEX DRIVE	1	1	1	29
	2A017160	SHAFT,DUPLEX CONVEYING	1	1	1	28
●	2A017170	ROLLER,SWITCHBACK DUPLEX	1	1	1	29
	2A017180	SHAFT,DUPLEX CLUTCH	2	2	2	28
	2A017190	MOUNT,SWITCHBACK DRIVE	1	1	1	28
	2A017200	LEVER,SWITCHBACK RELEASE	2	2	2	28
	2A017210	MOUNT,SWITCHBACK RELEASE SOLENOID	1	1	1	28
	2A017220	RIGHT GUIDE FILM,DUPLEX	1	1	1	8
	2A017230	AUXILIARY PLATE,DUPLEX POSITION	1	1	1	27
	2A018040	SPIRAL,CLEANING	1	1	1	20
●	2A018051	BRUSH,CLEANING	1	1	1	20
●	2A018070	FRONT SEAL A,CLEANING	1	1	1	20
●	2A018080	REAR SEAL A,CLEANING	1	1	1	20
	2A018090	LOWER SPONGE A,CLEANING	2	2	2	20
	2A018100	FILM,CLEANING	1	1	1	20
	2A018110	SPONGE A,CLEANING SIDE	2	2	2	20
	2A018120	FILM B,CLEANING	2	2	2	20
	2A018130	LOWER SPONGE,FUR BRUSH	2	2	2	20
	2A018140	SPONGE,BLADE SIDE	2	2	2	20
	2A018150	SCRAPER,SPIRAL	1	1	1	20
●	2A018160	CLAW A,SEPARATION	4	4	4	20
	2A018170	SHAFT,SEPARATION CLAW	4	4	4	20
	2A018200	COVER,DISPOSAL TANK	1	1	1	21
	2A018210	SPRING,DISPOSAL TANK	1	1	1	21
	2A018220	LOWER MOUNT,DISPOSAL SUPPORT	1	1	1	21
	2A018230	LOWER SPONGE,FUR BRUSH SIDE	2	2	2	20
●	2A020010	ROLLER,HEAT	1	1	1	23
	2A020030	LOWER REAR FRAME,FIXING	1	1	1	23
	2A020040	UPPER FRONT GUIDE,FIXING	1	1	1	23
	2A020080	MOUNT,FIXING DRAWER	1	1	1	23
●	2A020130	HEATER MU,FIXING(120)	1			23
●	2A020140	HEATER SU,FIXING(120)	1			23
●	2A020150	HEATER MU,FIXING(240)		1	1	23
●	2A020160	HEATER SU,FIXING(240)		1	1	23

• Parts with "●" indicates the Service parts.

SP	Part. No.	Description	Quantity			Fig. No.	SP	Part. No.	Description	Quantity			Fig. No.
			120V	230V	240V					120V	230V	240V	
	2A020210	UPPER FRONT FRAME, FIXING	1	1	1	23		2A021280	FRONT PIN, TURN OVER EJECT SUPPORT	1	1	1	31
	2A020220	UPPER REAR FRAME, FIXING	1	1	1	23	●	2A021310	ROLLER, FEED SHIFT	1	1	1	30
	2A020230	UPPER LEFT STAY, FIXING	1	1	1	22		2A021320	LEVER A, CONVEYING SHIFT	1	1	1	30
	2A020250	SUPPORT PLATE, FIXING CLEANING SHAF	1	1	1	23	●	2A021351	LEFT ROLLER, FEED SHIFT	1	1	1	30
	2A020260	SHAFT A, FIXING CLEANING DRIVE	1	1	1	23		2A021360	SHAFT, EJECT UNIT FULCRUM	1	1	1	31
	2A020310	SHAFT B, FIXING CLEANING DRIVE	1	1	1	23	●	2A021370	UPPER ROLLER, EJECT	1	1	1	31
	2A020320	SHAFT, FIXING CLEANING RETAINING	2	2	2	23		2A021380	REAR MOUNT, EJECT UNIT SUPPORT	1	1	1	31
●	2A020330	FELT, CLEANING	1	1	1	23	●	2A021390	RIGHT ROLLER, FEED SHIFT(A)	1	1	1	30
●	2A020350	FRONT STATIC ELIMINATOR, FIXING	1	1	1	23		2A022010	MOUNT A, CONVEYING DRIVE	1	1	1	26
	2A020370	SPRING, PRESSURE	2	2	2	23		2A022020	MOUNT B, CONVEYING DRIVE	1	1	1	26
●	2A020420	ROLLER, FIXING EJECT	1	1	1	22		2A022030	SHAFT, DUPLEX IDLE	1	1	1	26
●	2A020450	REAR PULLEY, FIXING	4	4	4	22	●	2A022050	PLATE SPRING, DRUM GROUND	1	1	1	25
●	2A020463	UPPER GUIDE, FIXING EJECT	1	1	1	22		2A022060	SHAFT B, FEED DRIVE	1	1	1	24
	2A020470	SUPPORT BAR, SEPARATION CLAW	1	1	1	22		2A022070	MOUNT A, IMAGE FORMATION DRIVE	1	1	1	24
	2A020480	BASE, SUPPORT BAR SEPARATION CLAW	1	1	1	22		2A022080	RETAINER, FLYWHEEL	1	1	1	25
	2A020500	REINFORCEMENT, FIXING EJECT COVER	1	1	1	22		2A022120	LOWER HOLDER, PULLEY	1	1	1	26
	2A021010	FRONT FRAME, FEED SHIFT	1	1	1	30		2A022140	PIN 8, IDLE	1	1	1	26
	2A021020	REAR FRAME, FEED SHIFT	1	1	1	30		2A022200	SHAFT, DEVELOPING DRIVE	1	1	1	24
	2A021031	LOWER GUIDE, FEED SHIFT	1	1	1	30	●	2A022210	JOINT, DEVELOPING DRIVE	1	1	1	24
	2A021040	LEFT GUIDE, FEED SHIFT	1	1	1	30	●	2A022220	COUPLING, DEVELOPING DRIVE	1	1	1	24
	2A021050	UPPER GUIDE, FEED SHIFT EJECT	1	1	1	30		2A022310	MOUNT, FIXING CLEANING DRIVE	1	1	1	25
	2A021060	LOWER GUIDE, FEED SHIFT EJECT	1	1	1	30		2A022330	SHAFT, FIXING CLEANING DRIVE	1	1	1	25
	2A021070	MOUNT, FEED SHIFT SOLENOID	1	1	1	30	●	2A022340	LEVER, FIXING CLEANING DRIVE	1	1	1	25
●	2A021080	RIGHT ROLLER, TURN OVER FEED	1	1	1	30		2A022350	SUPPORT PLATE, FIXING CLEANING DRIV	1	1	1	25
	2A021090	LOWER RIGHT GUIDE, TURN OVER EJECT	1	1	1	30	●	2A022360	COUPLER A, FIXING CLEANING DRIVE	1	1	1	25
	2A021110	FRONT FRAME, EJECT	1	1	1	31	●	2A022370	COUPLER B, FIXING CLEANING DRIVE	1	1	1	25
	2A021120	REAR FRAME, EJECT	1	1	1	31	●	2A022390	SPRING, FIXING CLEANING	1	1	1	25
●	2A021130	ROLLER, EJECT	1	1	1	31	●	2A023010	DUCT, CHARGE	1	1	1	25
	2A021140	UPPER GUIDE, EJECT	1	1	1	31	●	2A023020	DUCT, JUNCTION	1	1	1	25
	2A021150	GUIDE, CONVEYING SHIFT	1	1	1	31		2A023030	PARTITION, MACHINE INSIDE COOLING	1	1	1	2
	2A021160	TENSION PLATE, EJECT DRIVE	1	1	1	31	●	2A023040	FILM 80, FAN	2	2	2	25
●	2A021170	LEFT ROLLER, TURN OVER FEED	1	1	1	31	●	2A023050	FILM 60, FAN	1	1	1	25
	2A021180	LEFT GUIDE, TURN OVER EJECT	1	1	1	31	●	2A023060	FILTER, COOLING	1	1	1	25
	2A021190	UPPER RIGHT GUIDE, TURN OVER EJECT	1	1	1	31	●	2A023070	FILM, EJECT WIND SHIELD	1	1	1	30
	2A021200	INNER RIGHT GUIDE, TURN OVER EJECT	1	1	1	31		2A023080	SPONGE, COOLING FAN	1	1	1	25
	2A021210	RIGHT SUPPORT PLATE, GUIDE TURN OVE	1	1	1	31		2A023090	SPONGE, CHARGE DUCT	1	1	1	25
●	2A021230	BELT 214, TURN OVER DRIVE	1	1	1	31		2A023100	WIND SHIELD PLATE, CLEANING	1	1	1	20
	2A021240	COLLAR 47.2, EJECT JOINT	1	1	1	31		2A023110	SPONGE, JUNCTION DUCT	1	1	1	25
	2A021250	GUIDE FILM, TURN OVER EJECT	1	1	1	31		2A026010	MOUNT, POWER SOURCE	1			32
	2A021260	SUPPORT PLATE, TURN OVER EJECT RELE	2	2	2	31		2A026011	MOUNT, POWER SOURCE		1	1	32

• Parts with "●" indicates the Service parts.

SP	Part. No.	Description	Quantity			Fig. No.
			120V	230V	240V	
	2A026020	UPPER RIGHT MOUNT,MAIN PCB	1	1	1	33
	2A026080	MOUNT,HIGH VOLTAGE	1	1	1	33
	2A026130	MOUNT,CCD JUNCTION WIRING	1	1	1	32
	2A026140	LID,CCD JUNCTION WIRING	1	1	1	32
	2A026150	MOUNT,MAIN SWITCH	1	1	1	33
	2A026180	GROUND PLATE,SCANNER FRAME	4	10	4	2
	2A026200	MOUNT,TOTAL COUNTER	1	1	1	33
	2A026240	MOUNT,INLET		1	1	32
●	2A027311	MOTOR,MAIN	1	1	1	24
	2A027400	WIRE,DUPLEX UNIT	1	1	1	27
	2A027410	WIRE,FEED SHIFT UNIT	1	1	1	30
	2A027420	WIRE,FIXING UNIT	1	1	1	23
	2A027430	WIRE,IMAGE FORMATION UNIT	1	1	1	16
	2A027441	WIRE,DEVELOPING BIAS	1	1	1	18
	2A027470	JUNCTION WIRING,TURN OVER EJECT SW	1	1	1	31
	2A027500	JUNCTION WIRING,TRANSFER BELT	1	1	1	12
●	2A027560	HEATER,CASSETTE	1	1	1	47
●	2A027570	SWITCH,DUPLEX CONVEYING	3	3	3	16,28
●	2A027590	MOTOR,DECK	2	2	2	26
	2A027600	JUNCTION WIRING,DEVELOPING BIAS	1	1	1	33
	2A027610	WIRE,DEVELOPING UNIT	1	1	1	17
	2A027620	JUNCTION WIRING,FEED UNIT	1	1	1	2
	2A027670	NOISE FILTER(200)		1		32
	2A027690	JUNCTION WIRING LCF,FAN	1	1	1	32
●	2A027720	SWITCH,FEED	1	1	1	10
●	2A027780	UNIT,CLEANING MOTOR	1	1	1	15
●	2A028071	POWER SOURCE PCB 200		1	1	32
●	2A028080	MAIN HIGH VOLTAGE PCB	1	1	1	33
●	2A028091	TRANSFER BELT HIGH VOLTAGE PCB	1	1	1	12
●	2A028121	POWER SOURCE PCB 120	1			32
●	2A060080	HEATER,DRUM	1	1	1	15
	2A060090	LABEL OFF(EUR)	1	1	1	47
●	2A068021	SHEET,DF ADJUSTMENT	1	1	1	45
●	2A068171	GRID ASS'Y	1	1	1	15
●	2A068180	REAR CHARGER HOUSING ASS'Y	1	1	1	15
●	2A068210	LOWER BLADE ASS'Y	1	1	1	20
●	2A068220	MC CLEANING PAD ASS'Y	2	2	2	15
●	2A068250	COVER FIXING ASS'Y	1	1	1	22
●	2A068260	COVER FIXING EJECT ASS'Y	1	1	1	22
●	2A082010	SET,DRUM FOR 6230	1	1	1	15

• Parts with "●" indicates the Service parts.

SP	Part. No.	Description	Quantity			Fig. No.
			120V	230V	240V	
●	2A093010	PARTS,ASS'Y ISU(SP)	1	1	1	13
●	2A093020	PARTS,UNIT HDD(S)SP	1	1	1	32
	2A105180	LABEL,CAUTION CONTACT GLASS	1	1	1	13
●	2A304190	COPY TRAY(EXP)	1	1	1	46
●	2A301021	SCANNER DRIVE ASS'Y	1	1	1	13
●	2A305070	LEFT ORIGINAL SIZE INDICATOR	1	1	1	14
	2A312010	COVER,ISU	1	1	1	13
	2A312020	MOUNT BASE,ORIGINAL DETECTION SENS	2	1	1	13
	2A312030	LID,SCANNER BASE	1	1	1	13
●	2A327010	SENSOR,HUMIDITY	1	1	1	33
	2A327350	WIRE,ORIGINAL SIZE DETECTION(INCH)	1			13
	2A327360	WIRE,ORIGINAL SIZE DETECTION(METRI		1	1	13
	2A360010	COVER,KEY COUNTER	1	1	1	47
●	2A369703	SET PARTS KEYCOUNTER NEW COLOR	1	1	1	47
	2A626120	LID,NIC	1	1	1	32
	2A627930	CORE 11-25X14	6	1		32,35,36
	2A627940	CORE 10-20X10		1		36
	2BC04230	LID,INTERFACE	1	1	1	32
●	2BC12120	PULLEY,SCANNER	8	8	8	13
	2BC12130	STANDARD PLATE,SHADING	1	1	1	14
●	2BC12150	LAMP,SCANNER	1	1	1	13
	2BC12160	UPPER FILM,SCANNER	1	1	1	13
	2BC15280	SHUTTER,HOPPER(USA)	1			19
	2BC15290	SHUTTER,HOPPER(EUR)		1	1	19
●	2BC20260	PRESS ROLLER	1	1	1	23
	2BC20520	PIN,FIXING DRAWER	2	2	2	23
●	2BC25020	SHEET FUNCTION (EXP)	1	1	1	34
	2BC26070	LID,CONTROLLER	1	1	1	32
	2BC26270	MOUNT,HDD	1	1	1	32
	2BC26280	GROUND PLATE,HDD	1	1	1	32
	2BC27510	WIRE,HDD	1	1	1	35
	2BC27640	WIRE GND,FINISHER	2	2	2	32
●	2BC27750	SWITCH,MAIN	1	1	1	33
●	2BC27780	FAN,FIXING	4	4	4	25
●	2BC27790	FAN,COOLING	1	1	1	25
	2BC27860	SHIELD B,GASKET PRINTER		1		32
●	2BC28120	INVERTER PCB	1	1	1	13
●	2BC60020	JUNCTION PCB ASS'Y	2	2	2	45
●	2BC68220	CONTACT GLASS ASS'Y(METRIC S P)	1	1	1	14
●	2BC68230	CONTACT GLASS ASS'Y(INCH S P)	1			14

SP	Part. No.	Description	Quantity			Fig. No.	SP	Part. No.	Description	Quantity			Fig. No.
			120V	230V	240V					120V	230V	240V	
●	2BJ01031	OPERATION ASS'Y A	1	1	1	34		2CJ00520	SEPARATION CLAW ASS'Y	2	2	2	20
●	2BJ01071	OPERATION ASS'Y B	1	1	1	34	●	2CJ01060	JUNCTION ASS'Y A	1	1	1	32
●	2BJ04210	SHIELD LCD	1	1	1	34	●	2CJ01070	JUNCTION ASS'Y B	1	1	1	33
●	2BJ04220	GROUND PLATE LCD A	2	2	2	34		2CJ02010	REAR FRAME,MIDDLE	1	1	1	2
●	2BJ04230	GROUND PLATE LCD B	1	1	1	34	●	2CJ04010	REAR COVER,MIDDLE	1	1	1	1
●	2BJ04240	GROUND PLATE LCD C	1	1	1	34	●	2CJ04020	LOWER REAR COVER	1	1	1	1
●	2BJ25020	KEY OPERATION 10	1	1	1	34	●	2CJ04030	COVER CF	1	1	1	33
●	2BJ25040	KEY STOP	1	1	1	34	●	2CJ04060	UPPER FRONT COVER	1	1	1	1
●	2BJ25050	KEY RESET	1	1	1	34	●	2CJ04070	COVER,ROM	1	1	1	1
●	2BJ25060	KEY SAVER	1	1	1	34	●	2CJ04080	UPPER LEFT COVER	1	1	1	1
●	2BJ25070	KEY INTERRUPT	1	1	1	34	●	2CJ04090	LEFT COVER,MIDDLE	1	1	1	1
●	2BJ25080	KEY CONTROL	1	1	1	34	●	2CJ04100	UPPER REAR COVER	1	1	1	1
●	2BJ25090	KEY INIT	1	1	1	34	●	2CJ04110	UPPER RIGHT COVER	1	1	1	1
●	2BJ25101	UPPER KEY FUNCTION	5	5	5	34	●	2CJ04120	RIGHT COVER,MIDDLE	1	1	1	1
●	2BJ25210	LEFT DUST SHIELD	1	1	1	34	●	2CJ04130	UPPER INNER COVER	1	1	1	1
●	2BJ25220	CENTER DUST SHIELD	1	1	1	34	●	2CJ04140	LEFT COVER,IMAGE FORMATION	1	1	1	1
●	2BJ25230	RIGHT DUST SHIELD	1	1	1	34	●	2CJ04150	RIGHT COVER,IMAGE FORMATION	1	1	1	1
●	2BJ25240	BARRIER TABLET	1	1	1	34	●	2CJ04160	LOWER FRONT COVER	1	1	1	2
●	2BJ25250	VOLUME OPE UNIT	1	1	1	34	●	2CJ04170	LOWER FRONT RIGHT COVER	1	1	1	1
●	2BJ25270	SPONGE LCD A	2	2	2	34	●	2CJ04180	LOWER REAR RIGHT COVER	1	1	1	1
●	2BJ25280	SPONGE LCD B	2	2	2	34	●	2CJ04190	LOWER RIGHT COVER	1	1	1	1
●	2BJ25300	KEY PRINT E	1	1	1	34	●	2CJ04200	LOWER LEFT COVER	1	1	1	1
●	2BJ25310	LEFT KEY COPIER E	1	1	1	34	●	2CJ04210	LOWER REAR LEFT COVER	1	1	1	1
●	2BJ25320	LEFT KEY PRINTER E	1	1	1	34	●	2CJ04230	LOWER LEFT INNER COVER	1	1	1	2
●	2BJ25330	LEFT KEY SCANNER E	1	1	1	34		2CJ04240	LOWER RIGHT INNER COVER	1	1	1	1
●	2BJ25370	SHEET TABLET	1	1	1	34	●	2CJ04250	LOWER COVER,IMAGE FORMATION	1	1	1	1
●	2BJ25380	SHEET OPERATION PCB	1	1	1	34	●	2CJ04260	COVER,DUPLEX UNIT	1	1	1	27
●	2BJ25390	RETAINER LCD	2	2	2	34	●	2CJ04270	COVER,TRANSFER CONVEYING	1	1	1	1
●	2BJ25400	SHEET LCD A	1	1	1	34		2CJ04280	TRAY,ORIGINAL	1	1	1	47
●	2BJ25410	SHEET LCD B	1	1	1	34		2CJ04290	UPPER FRONT FEED GUIDE,COVER	1	1	1	1
●	2BJ25420	SHEET LCD C	1	1	1	34		2CJ05050	LABEL,JAM REMOVENT PAPER FEED	1	1	1	19
●	2BJ27060	TABLET OPERATION	1	1	1	34		2CJ06010	LIFT PLATE,MAIN	2	2	2	4
●	2BJ27140	WIRE LCD	1	1	1	34		2CJ06020	FRONT LIFT PLATE,SUB	2	2	2	4
●	2BL27630	FAN COOLING(80-NMB)	1	1	1	33		2CJ06030	REAR LIFT PLATE,SUB	2	2	2	4
	2BM26020	GUIDE CF CARD	1	1	1	32	●	2CJ06040	PAD,DECK	1	1	1	4
	2CJ00140	JUNCTION DUCT ASS'Y	1	1	1	25	●	2CJ06060	RIGHT HANDLE,FEED RELEASE	2	2	2	9
●	2CJ00370	CASSETTE ASS'Y	2			3	●	2CJ06070	UPPER COVER,VERTICAL CONVEYING	1	1	1	9
●	2CJ00380	CASSETTE ASS'Y(EUR)		2	2	3	●	2CJ06080	LOWER COVER,VERTICAL CONVEYING	1	1	1	9
●	2CJ00390	BYPASS TABLE ASS'Y(METRIC)		1	1	7	●	2CJ06090	UPPER TABLE,BYPASS	1	1	1	7
●	2CJ00400	BYPASS TABLE ASS'Y(INCH)	1			7	●	2CJ06100	INNER TABLE,BYPASS	1	1	1	7

• Parts with "●" indicates the Service parts.

SP	Part. No.	Description	Quantity			Fig. No.
			120V	230V	240V	
●	2CJ06110	LOWER TABLE,BYPASS	1	1	1	7
●	2CJ06120	FRONT CURSOR,BYPASS	1	1	1	7
●	2CJ06130	REAR CURSOR,BYPASS	1	1	1	7
●	2CJ06140	UPPER COVER,CASSETTE	3	3	3	3,4
●	2CJ06150	LOWER COVER,CASSETTE	2	2	2	3
●	2CJ06160	COVER,DECK	1	1	1	4
	2CJ06170	GUIDE,PAPER SIDE	2	2	2	4
●	2CJ07010	RIGHT PULLEY LCF	1	1	1	6
	2CJ07020	RIGHT HOLDER LCF	1	1	1	6
	2CJ07030	RIGHT SHAFT LCF,PULLEY	2	2	2	6
	2CJ07040	RIGHT MOUNT,LIFT UP PI	1	1	1	6
	2CJ07050	LEFT BASE,DECK PAPER FEED	1	1	1	6
	2CJ07060	UPPER GUIDE LCF	1	1	1	6
	2CJ07070	GUIDE,BLADE	2	2	2	5
	2CJ07080	MOUNT,PULLEY CONVEYING	1	1	1	5
	2CJ07090	RETAINER,TORQUE LIMITER	1	1	1	5
	2CJ07100	DUCT,INHALATION	1	1	1	9
	2CJ07110	UPPER DUCT,INHALATION JOINT	1	1	1	5
	2CJ07120	LOWER DUCT,INHALATION JOINT	1	1	1	5
	2CJ07140	REAR SEAL,SEPARATION	1	1	1	5
	2CJ07150	SEAL,INHALATION JOINT	1	1	1	5
	2CJ07200	REAR SEAL,CASSETTE	1	1	1	4
	2CJ08010	REAR FLANGE,DRUM	1	1	1	15
	2CJ10010	FRONT POSITIONING PLATE,MAIN CHARG	1	1	1	16
●	2CJ15010	LID,TONER SUPPLY	1	1	1	19
	2CJ15020	UPPER HOUSING,HOPPER	1	1	1	19
	2CJ15030	LOWER HOUSING,HOPPER	1	1	1	19
	2CJ15050	UPPER MOUNT BASE G,HOPPER(USA)	1			19
	2CJ15060	UPPER MOUNT BASE H,HOPPER(EUR)		1	1	19
●	2CJ16010	ROLLER,BELT DRIVE	1	1	1	11
	2CJ16020	REAR SPONGE A,TRANSFER	1	1	1	16
	2CJ16030	REAR SPONGE B,TRANSFER	1	1	1	16
	2CJ18100	FRONT FRAME,CLEANING	1	1	1	20
	2CJ18110	REAR FRAME,CLEANING	1	1	1	20
	2CJ18120	REAR SHAFT,CLEANING DRIVE	1	1	1	20
●	2CJ18130	GEAR 18,CLEANING DRIVE	1	1	1	20
●	2CJ18140	GEAR 19,CLEANING IDLE	1	1	1	20
●	2CJ18150	GEAR 45,THRUST	1	1	1	20
●	2CJ18160	GEAR 23,FUR BRUSH	1	1	1	20
●	2CJ18170	GEAR 26,SPIRAL	1	1	1	20

• Parts with "●" indicates the Service parts.

SP	Part. No.	Description	Quantity			Fig. No.
			120V	230V	240V	
	2CJ18210	SHUTTER,CLEANING	1	1	1	20
●	2CJ18220	SEAL,CLEANING SHUTTER	1	1	1	20
	2CJ18240	MOUNT,SEPARATION CLAW	2	2	2	20
●	2CJ18250	COVER,CLEANING	1	1	1	20
	2CJ18260	SCRAPER,CLEANING BRUSH	1	1	1	20
	2CJ18300	STAY,CLEANING	1	1	1	20
	2CJ20030	STAY A,FIXING CLEANING	1	1	1	23
●	2CJ21010	HANDLE,EJECT COVER RELEASE	1	1	1	31
●	2CJ21020	COVER,EJECT	1	1	1	31
●	2CJ22010	BELT,PAPER FEED DRIVE	1	1	1	26
	2CJ22020	MOUNT,PAPER FEED MOTOR	1	1	1	26
	2CJ22030	UPPER HOLDER,PULLEY	1	1	1	26
	2CJ22100	MOUNT,CLEANING DRIVE	1	1	1	21
	2CJ22110	SHAFT,CLEANING IDLE	1	1	1	21
	2CJ22120	SHAFT,CLEANING DRIVE	1	1	1	21
●	2CJ22130	GEAR 16/22,CLEANING DRIVE	1	1	1	21
●	2CJ22140	BUSHING,CLEANING DRIVE	1	1	1	21
	2CJ22150	SHAFT,DRUM DRIVE	1	1	1	25
	2CJ22160	COUPLER,DRUM DRIVE	1	1	1	25
	2CJ22170	BUSHING A,DRUM DRIVE	1	1	1	25
●	2CJ25010	OUTER COVER,OPERATION	1	1	1	34
	2CJ25020	RIGHT MOUNT,OPERATION COVER	1	1	1	34
	2CJ25030	CENTER MOUNT,OPERATION COVER	1	1	1	34
	2CJ25040	LEFT MOUNT,OPERATION COVER	1	1	1	34
	2CJ25050	RETAINER,OPERATION COVER	1	1	1	34
●	2CJ25080	COVER,OPERATION UNIT(EXP)	1	1	1	34
●	2CJ25090	LEFT LID,OPERATION UNIT	2	2	2	34
●	2CJ25100	LID,OPERATION UNIT COPIER	1	1	1	34
●	2CJ25110	LID,OPERATION UNIT PRINTER	1	1	1	34
●	2CJ25120	LID,OPERATION UNIT SCANNER	1	1	1	34
●	2CJ25130	RIGHT LID,OPERATION UNIT	1	1	1	34
	2CJ26010	SHIELD,MAIN PCB	1	1	1	32
	2CJ26020	UPPER LID,SHIELD	1	1	1	33
	2CJ26030	LOWER LID,SHIELD	1	1	1	33
	2CJ26040	MOUNT,INTERFACE	1	1	1	32
	2CJ26050	MOUNT,SORTER CONNECTOR	1	1	1	32
	2CJ26060	UPPER LEFT MOUNT,MAIN PCB	1	1	1	33
	2CJ26070	LOWER LEFT MOUNT,MAIN PCB	1	1	1	32
	2CJ26080	LOWER RIGHT MOUNT,MAIN PCB	1	1	1	32
	2CJ26090	STAY,SHIELD	1	1	1	32

SP	Part. No.	Description	Quantity			Fig. No.	SP	Part. No.	Description	Quantity			Fig. No.
			120V	230V	240V					120V	230V	240V	
	2CJ26100	MOUNT,DF CONNECTOR	1	1	1	13		29717220	PRESSING SPRING B,SB	6	6	6	22,29,30
	2CJ27010	WIRE,MAIN	1	1	1	36	●	29721040	GEAR,24 SB	1	1	1	26
	2CJ27020	WIRE S-BOX	1	1	1	32		29804160	PIN,ORIGINAL HOLDER	2	2	2	22
	2CJ27030	WIRE,SECONDARY	1	1	1	35	●	29806490	GEAR 16T	3	3	3	8,10,16
	2CJ27040	WIRE,PRIMARY	1	1	1	35	●	29806560	BUSHING 6	6	6	6	17,40,41,42
	2CJ27060	WIRE LCF	1	1	1	32	●	29806810	BUSHING,6 REGISTRATION	6	6	6	11,20
	2CJ27070	WIRE A,JUNCTION	1	1	1	35	●	29812291	CUSHION,CONTACT GLASS	17	17	17	9,14
	2CJ27080	JUNCTION WIRING,CCD	1	1	1	32	●	29816080	GEAR 20,IDLE	2	2	2	10
	2CJ27090	LEFT WIRE,FEED UNIT	1	1	1	6		29820110	FRONT PIN,FULCRUM	6	6	6	31,38
	2CJ27100	RIGHT WIRE,FEED UNIT	1	1	1	5	●	29820200	GEAR,FULCRUM	1	1	1	12
	2CJ27110	WIRE,SCANNER UNIT	1	1	1	13		29820420	PIN,BEARING	3	3	3	22,31
	2CJ27120	JUNCTION WIRING L,DECK	1	1	1	32		29912420	HOLDER,WIRE ROPE	2	2	2	13
	2CJ27130	SHIELD A,GASKET	1	2	1	13,32		29927231	POWER CODE AS(240)			1	32
	2CJ27140	SHIELD B,GASKET	1	1	1	33		3AK02210	PLATE SPRING,HOOK RELEASE	2	2	2	46
●	2CJ28050	SENSOR,SURFACE POTENTIAL	1	1	1	16	●	3AK16030	PULLEY,CONVEYING	2	2	2	29
●	2CJ28080	LCD PCB	1	1	1	34	●	3AK16240	TORQUE LIMITER,MIDDLE DRIVE	1	1	1	16
●	2CJ60020	COVER CLEANING ASS'Y SP	1	1	1	20	●	3AK22030	GEAR 29,IDLE	1	1	1	26
●	2CJ93010	PARTS,ASS'Y CLEANING,SP	1	1	1	20		3AL02050	MOUNT,RELEASE SWITCH	1	1	1	38
●	2CJ93030	PARTS 120,ASS'Y FIXING UNIT(S P)	2			22,23		3AL02070	STOPPER,ORIGINAL DETECTION SWITCH	1	1	1	38
●	2CJ93040	PARTS 240,ASS'Y FIXING UNIT(S P)		2	2	22,23		3AL02080	HOLDER,SPRING	1	1	1	38
●	2CJ93050	UPPER PARTS,ASS'Y HOPPER,USA-SP	1			19		3AL02100	GUIDE,INTERFACE WIRE	1	1	1	38
●	2CJ93060	UPPER PARTS,ASS'Y HOPPER,EUR-SP		1	1	19		3AL02110	DIAL,JAM REMOVAL	1	1	1	42
●	2CJ93070	PARTS,ASS'Y MAIN PCB,SP	1	1	1	33		3AL02121	MOUNT,JAM REMOVAL DIAL	1	1	1	42
●	2CJ93080	PARTS,ASS'Y ENGINE OUTPUT PCB,SP	1	1	1	33	●	3AL02150	GEAR 24,JAM REMOVAL	1	1	1	42
●	2CJ93100	PARTS,ASS'Y OPERATION UNIT,EXP-SP	1	1	1	34	●	3AL02160	GEAR 14,JAM REMOVAL	1	1	1	42
●	2CJ93110	PARTS,UNIT LSU,SP	1	1	1	16	●	3AL02170	GEAR 14,JOINT	1	1	1	42
●	2CJ93130	PARTS,LOWER ROLLER A CLEANING(SP)	1	1	1	22		3AL02190	GUIDE B,WIRE PAPER FEED MOTOR	1	1	1	43
	2CJ93140	PARTS,ROLLER PRESSING CLEANING A(S	1	1	1	23		3AL02200	SPACER,SRDF	1	1	1	38
	20305080	LABEL,HIGH TEMPERATURE CAUTION(EXP	1			22	●	3AL03013	LEFT HINGE	1	1	1	38
	20305090	LABEL,HIGH VOLTAGE CAUTION	2		2	1,19	●	3AL03023	RIGHT HINGE	1	1	1	38
●	20305100	LABEL,TRANSFER BELT	1		1	1		3AL03032	LEFT STAY,HINGE	1	1	1	38
●	20305130	LABEL L,HIGH TEMPERATURE CAUTION(E	1	1	1	30		3AL03045	RIGHT STAY,HINGE	1	1	1	38
	23227350	SHIELD B,GASKET	2	2	2	38		3AL03050	PIN,HINGE ADJUSTMENT(M)	1	1	1	38
●	28107400	BEARING,688ZZNR	15	15	15	5,13,24		3AL04060	MAT,ORIGINAL HOLDER	1	1	1	37
	28801300	BUSING, PAPER FEED	3	3	3	28,29		3AL04080	FILM,ORIGINAL HOLDER	2	2	2	37
	29422110	TERMINAL BASE(GND),DRUM	1	1	1	16	●	3AL04110	RIGHT COVER(K M)	1	1	1	37
	29620330	INSULATOR D	2	2	2	23	●	3AL05040	LABEL,ORIGINAL SIZE(METRIC)	1	1	1	39
	29620340	INSULATOR T	2	2	2	23		3AL05060	LABEL,ORIGINAL CURSOR(METRIC)	1	1	1	39
	29717150	PRESSING SPRING,FEED BACK	2	2	2	28	●	3AL05080	LABEL,ORIGINAL SET	1	1	1	37
							●	3AL05090	LABEL,JAM REMOVAL	1	1	1	37

• Parts with "●" indicates the Service parts.

SP	Part. No.	Description	Quantity			Fig. No.
			120V	230V	240V	
●	3AL05111	LABEL,OPERATION	1	1	1	37
●	3AL05120	LABEL,DF ORIGINAL CAUTION	1	1	1	37
	3AL06041	RACK, TABLE	2	2	2	39
	3AL06060	MOUNT,SIZE DETECTION	1	1	1	39
	3AL06072	FRONT SUPPORT PLATE, TABLE	1	1	1	39
	3AL06090	CUSHION, ORIGINAL GUIDE	1	1	1	39
	3AL06102	FULCRUM PIN, TABLE	2	2	2	39
	3AL06130	FRONT GUIDE, ORIGINAL(K M)	1	1	1	39
	3AL06140	REAR GUIDE, ORIGINAL(K M)	1	1	1	39
	3AL07230	PIN, PAPER FEED	2	2	2	42
	3AL07290	SHAFT, HOOK	1	1	1	37
	3AL08013	LEFT GUIDE, REGISTRATION	1	1	1	42
	3AL08033	GUIDE, CONVEYING	1	1	1	42
	3AL08072	GUIDE, READING	1	1	1	42
●	3AL08100	INNER PULLEY, CONVEYING	2	2	2	42
●	3AL08112	LOWER ROLLER, CONVEYING	1	1	1	42
●	3AL08130	ROLLER, EJECT	1	1	1	42
●	3AL08140	UPPER PULLEY, CONVEYING	2	2	2	37
●	3AL08161	UPPER ROLLER, CONVEYING	1	1	1	42
●	3AL08170	PULLEY, EJECT	4	4	4	41
	3AL08180	UPPER SHAFT, CONVEYING PULLEY	1	1	1	37
	3AL08190	LOWER SHAFT, CONVEYING PULLEY	1	1	1	42
	3AL08201	INNER SHAFT, CONVEYING PULLEY	1	1	1	42
	3AL08220	UPPER PLATE SPRING, CONVEYING PULLEY	2	2	2	37
	3AL08240	LOWER PLATE SPRING, CONVEYING PULLEY	2	2	2	42
	3AL08250	INNER PLATE SPRING, CONVEYING PULLEY	2	2	2	42
	3AL08260	PLATE SPRING, EJECT GUIDE	2	2	2	41
	3AL08270	PLATE SPRING, REGISTRATION GUIDE	2	2	2	37
	3AL08280	MOUNT, CONVEYING PULLEY	1	1	1	42
	3AL08302	COVER, CONVEYING PULLEY	1	1	1	42
	3AL08310	MOUNT, EJECT SOLENOID	1	1	1	42
	3AL08341	LEVER, EJECT SOLENOID	1	1	1	42
	3AL08360	STOPPER, LEFT COVER FRONT	1	1	1	37
	3AL08370	STOPPER, LEFT COVER REAR	1	1	1	37
	3AL08401	SHEET, ORIGINAL HOLDER	1	1	1	42
	3AL08410	SHEET, GUIDE EJECT	1	1	1	41
	3AL08421	OUTER SHEET, GUIDE CONVEYING	2	2	2	42
	3AL08430	INNER SHEET, GUIDE CONVEYING	1	1	1	42
	3AL08451	SHEET, GUIDE PLATE EJECT	1	1	1	42
●	3AL08480	FRONT PULLEY, READING	2	2	2	42

SP	Part. No.	Description	Quantity			Fig. No.
			120V	230V	240V	
	3AL08490	SPRING, EJECT FEED SHIFT	1	1	1	41
●	3AL08500	PULLEY, REGISTRATION	2	2	2	37
	3AL08530	INNER SHEET, GUIDE CONVEYING LARGE	1	1	1	42
	3AL08560	SPRING, EJECT PULLEY	4	4	4	41
	3AL08590	UPPER SHEET B, CONVEYING PULLEY	2	2	2	41
	3AL10011	GUIDE, LOOP	1	1	1	41
●	3AL10020	ROLLER, LOOP	1	1	1	41
	3AL10032	GUIDE, LOOP FEED SHIFT	1	1	1	41
	3AL10040	SHAFT, FULCRUM PULLEY	1	1	1	41
	3AL10060	SHAFT, LOOP PULLEY	1	1	1	41
	3AL10073	LIGHT SHIELD, LOOP	1	1	1	42
	3AL10081	LEVER, LOOP FEED SHIFT	1	1	1	41
	3AL10091	LEVER, LOOP PULLEY SOLENOID	1	1	1	41
	3AL10100	LEVER, LOOP PULLEY	1	1	1	41
	3AL10110	LEVER, LOOP FEED SHIFT SOLENOID	1	1	1	41
	3AL10120	FRONT HOLDER, LOOP PULLEY	1	1	1	41
	3AL10131	MOUNT, LIGHT SHIELD	1	1	1	42
	3AL10143	MOUNT, LOOP PULLEY SOLENOID	1	1	1	41
	3AL10166	LEFT GUIDE, LOOP	1	1	1	41
	3AL10170	SHEET, GUIDE LOOP	1	1	1	41
	3AL10181	LEFT SHEET, GUIDE LOOP	1	1	1	41
	3AL10190	SPRING, LIGHT SHIELD	1	1	1	42
	3AL10200	REAR HOLDER, LOOP PULLEY	1	1	1	41
	3AL10210	SHEET, LOOP PULLEY	2	2	2	41
	3AL10230	SPRING, LOOP PULLEY SOLENOID	1	1	1	41
	3AL10281	LOWER LEFT SHEET B, GUIDE LOOP	1	1	1	41
	3AL10290	LEFT PIN, GUIDE LOOP	1	1	1	41
●	3AL22010	PULLEY T35/T22/Z22	1	1	1	43
●	3AL22020	PULLEY T28/Z18	1	1	1	43
●	3AL22030	GEAR Z22/T35P2M	1	1	1	43
●	3AL22040	GEAR Z18/T25P2M	1	1	1	42
●	3AL27011	MOTOR, PAPER FEED	2	2	2	43
	3AL27030	WIRE, TABLE	1	1	1	39
●	3AL27070	SOLENOID, LEADING FEED	1	1	1	40
●	3AL27080	SOLENOID, FEED SHIFT	2	2	2	41,42
●	3AL27111	SOLENOID, LOOP PULLEY	1	1	1	41
●	3AL28020	SET LED PCB	1	1	1	40
●	3AL93010	PARTS, CLUTCH PAPER FEED, SP	1	1	1	40
●	3AL93020	PARTS, DRIVER PCB, SP	1	1	1	44
	3BC02010	FRONT FRAME	1	1	1	38

• Parts with "●" indicates the Service parts.

SP	Part. No.	Description	Quantity			Fig. No.
			120V	230V	240V	
	3BC02020	REAR FRAME	1	1	1	38
	3BC02030	STAY,PAPER FEED	1	1	1	38
	3BC02040	MOUNT,DF PCB	2	2	2	38
●	3BC04011	COVER,PAPER FEED	1	1	1	37
●	3BC07010	PULLEY,LEADING FEED	1	1	1	40
●	3BC07020	PULLEY,SEPARATION	2	2	2	40
	3BC07031	UPPER GUIDE,PAPER FEED	1	1	1	40
	3BC07040	LOWER GUIDE,PAPER FEED	2	2	2	40
	3BC07050	LIFT PLATE,PAPER FEED	1	1	1	40
	3BC07060	MOUNT,SEPARATION PULLEY	1	1	1	40
	3BC07071	ARM,SEPARATION PULLEY	2	2	2	40
	3BC07080	SHAFT,LEADING FEED	1	1	1	40
	3BC07090	FRONT SHAFT,PAPER FEED	1	1	1	40
	3BC07100	REAR SHAFT,PAPER FEED	1	1	1	40
	3BC07111	SHAFT,SEPARATION	1	1	1	40
	3BC07120	SHAFT,LIFT PLATE	1	1	1	40
●	3BC07130	ONE-WAY CLUTCH 6	2	2	2	40
	3BC07161	MOUNT,LIFT SOLENOID	1	1	1	40
●	3BC07170	BELT 138,LEADING FEED	1	1	1	40
●	3BC07181	ACTUATOR,ORIGINAL SET	1	1	1	40
	3BC07200	MOUNT,SET SWITCH	1	1	1	40
	3BC07210	SPRING,ACTUATOR	1	1	1	40
	3BC07230	GUIDE,SEPARATION	1	1	1	40
	3BC07250	SPRING,LIFT PLATE	1	1	1	40
	3BC07260	STOPPER,ORIGINAL	1	1	1	40
	3BC07270	SHEET,LIFT PLATE PAPER FEED	2	2	2	40
	3BC07290	UPPER SHEET,GUIDE PAPER FEED	1	1	1	40
	3BC07300	LEVER B,LIFT	1	1	1	40
●	3BC07311	STATIC ELIMINATOR,EJECT	1	1	1	40
●	3BC07320	PAD,LIFT	1	1	1	40
	3BC07330	PIN B,PAPER FEED GUIDE	1	1	1	41
●	3BC07340	FRONT STATIC ELIMINATOR,EJECT	1	1	1	40
	3BC08011	RIGHT GUIDE,REGISTRATION	1	1	1	42
	3BC08020	GUIDE PLATE,EJECT	1	1	1	42
	3BC08031	GUIDE,RESISTANCE	1	1	1	41
	3BC08042	GUIDE,EJECT	1	1	1	41
●	3BC08050	ROLLER,REGISTRATION	1	1	1	42
	3BC08061	SHAFT,EJECT PULLEY	2	2	2	41
	3BC08071	MOUNT,TIMING SWITCH	1	1	1	42
	3BC08081	LEVER,EJECT	1	1	1	42

SP	Part. No.	Description	Quantity			Fig. No.
			120V	230V	240V	
	3BC08090	SHAFT,REGISTRATION PULLEY	1	1	1	41
	3BC08130	SPRING,REGISTRATION PULLEY	2	2	2	41
	3BC08140	SHEET,EJECT PULLEY	2	2	2	41
●	3BC08150	INNER ROLLER,CONVEYING	1	1	1	42
	3BC08160	GUIDE,EJECT FEED SHIFT	1	1	1	42
	3BC08180	REINFORCEMENT,REGISTRATION GUIDE	1	1	1	41
	3BC08190	HANDLE,REGISTRATION GUIDE	2	2	2	41
●	3BC08220	PULLEY B,REGISTRATION	3	3	3	41
	3BC22010	TENSION PLATE,CONVEYING ROLLER	1	1	1	42
	3BC22020	MOUNT,IDLE GEAR	1	1	1	43
	3BC22030	MOUNT,PAPER FEED MOTOR	1	1	1	43
	3BC22040	MOUNT,CONVEYING MOTOR	1	1	1	43
	3BC22050	TENSION PLATE,PAPER FEED MOTOR	1	1	1	43
	3BC22060	MOUNT,DF WIRE	1	1	1	44
●	3BC22070	BELT 190,PAPER FEED MOTOR	1	1	1	43
●	3BC22080	BELT 112,REGISTRATION ROLLER	2	2	2	42,43
●	3BC22090	BELT 140,MIDDLE ROLLER	1	1	1	42
●	3BC22100	BELT 100,CONVEYING	1	1	1	43
	3BC22110	SPRING,CONVEYING ROLLER	1	1	1	42
	3BC27013	WIRE,PAPER FEED	1	1	1	44
	3BC27020	WIRE,INTERFACE	1	1	1	44
	3BR07180	SPRING,SEPARATION PULLEY	2	2	2	40
	3B803500	FRONT RETAINER,SLIDER	1	1	1	46
	3B803510	REAR RETAINER,SLIDER	1	1	1	46
	3B803520	MOUNT,SLIDER	1	1	1	46
	3B803530	JUNCTION PLATE,SLIDER	2	2	2	46
	3B803540	JUNCTION PLATE,MACHINE	2	2	2	46
	3B803550	MOUNT,MACHINE	1	1	1	46
	3B803560	STOPPER,JUNCTION PLATE	2	2	2	46
	3B803570	RAIL,RELEASE	1	1	1	46
	3B803580	HOOK,RELEASE	2	2	2	46
	3B803590	RETAINER,RELEASE	1	1	1	46
	3B803600	SLIDER,FINISHER	2	2	2	46
	3B803610	HANDLE,RELEASE	1	1	1	46
	3B803620	REINFORCEMENT,MACHINE INSTALLATION	2	2	2	46
	3B803630	ADJUSTING PLATE,RELEASE	1	1	1	46
	3C002010	RIGHT REINFORCEMENT,COVER	1	1	1	37
●	3C004010	FRONT COVER	1	1	1	37
●	3C004020	REAR COVER	1	1	1	37
●	3C004030	STOPPER,EJECT ORIGINAL	1	1	1	37

• Parts with "●" indicates the Service parts.

SP	Part. No.	Description	Quantity			Fig. No.
			120V	230V	240V	
●	3C004040	HANDLE,HOOK	1	1	1	37
●	3C004050	LEFT COVER	1	1	1	37
●	3C005020	LABEL,HINGE CAUTION	1	1	1	37
●	3C006010	TABLE,ORIGINAL	1	1	1	39
●	3C006020	COVER,TABLE	1	1	1	39
●	3C006030	COVER,ORIGINAL GUIDE	1	1	1	39
	3C007010	FRONT HOOK,LEFT COVER	1	1	1	37
	3C007020	REAR HOOK,LEFT COVER	1	1	1	37
●	3C027020	SENSOR,TIMING SWITCH	1	1	1	42
	33408341	PIN,DRUM RETAINING	2	2	2	16
●	33415181	GEAR,TONER SUPPLY	1	1	1	19
●	33422290	JOINT,DRIVE	1	1	1	24
●	33522090	GEAR 22/32,FEED	2	2	2	10
●	33522100	BELT 117,VERTICAL CONVEYING	1	1	1	13
	33902060	RIGHT REINFORCEMENT	3	3	3	2,27
	33902070	LEFT MOUNT,RAIL	2	2	2	2
	33902120	HOOK,CASSETTE RETAINING	2	2	2	2
	33902130	SPRING,CASSETTE HOOK	2	2	2	2
	33902160	SPRING,CASSETTE LOCK	1	1	1	2
	33904160	SPRING,EJECT COVER	1	1	1	24
	33906012	UPPER HOUSING,PAPER FEED	2	2	2	8
	33906030	LOWER HOUSING,PAPER FEED	2	2	2	8
	33906040	SUPPORT PLATE,LEADING FEED PULLEY	2	2	2	8
●	33906060	LOWER PULLEY,PAPER FEED	2	2	2	8
	33906080	SHAFT,LEADING FEED PULLEY	2	2	2	8
	33906090	LOWER LEVER,PAPER FEED PULLEY RELE	2	2	2	8
	33906100	REINFORCEMENT,PAPER FEED HOUSING	2	2	2	8
●	33906110	CLUTCH,PAPER FEED	2	2	2	8
●	33906140	SWITCH,VERTICAL CONVEYING	4	4	4	8,9
●	33906150	ACTUATOR,PAPER EMPTY	2	2	2	8
●	33906160	GEAR 16,PAPER FEED	2	2	2	8
	33906211	VIBRATION INSULATOR,RELEASE LEVER	2	2	2	8
	33906291	UPPER REINFORCEMENT,HOUSING PAPER	2	2	2	8
●	33906370	SOLENOID,BYPASS	1	1	1	25
●	33906400	FRICTION PLATE,BYPASS	1	1	1	4
●	33906430	TORQUE LIMITER,BYPASS	1	1	1	40
●	33906610	BEARING,FEED	8	8	8	8,9
	33906620	MOUNT BASE,PAPER FEED SWITCH	4	4	4	8,9
●	33906630	STOPPER 5,RING	19	19	19	5,7,8,9,11 20

SP	Part. No.	Description	Quantity			Fig. No.
			120V	230V	240V	
	33906640	RIGHT SPRING,FEED RELEASE	4	4	4	9,22,31
	33906651	SHAFT,FEED PULLEY	4	4	4	9
●	33906660	RIGHT PULLEY,FEED	10	10	10	9,10
	33906670	RIGHT HOOK,FEED RELEASE	6	6	6	9,31
	33906700	GUIDE,CONFLUENCE	2	2	2	9
●	33906730	ROLLER C,FEED	1	1	1	9
	33906780	LEFT GUIDE,FEED	1	1	1	9
	33906880	STOPPER,BYPASS TABLE	2	2	2	7
●	33906990	SWITCH,BYPASS SIZE DETECTION	1	1	1	7
	33907012	CASSETTE	2	2	2	3
	33907020	WORK PLATE,CASSETTE	2	2	2	3
	33907030	WORK PLATE,LIFT CASSETTE	2	2	2	3
	33907050	RAIL A,CURSOR	2	2	2	3
	33907060	CURSOR A,CASSETTE	2	2	2	3
	33907070	CURSOR B,CASSETTE	2	2	2	3
	33907080	LEVER,CASSETTE CURSOR	4	4	4	3
	33907090	LID A,CURSOR	2	2	2	3
	33907100	RACK,CASSETTE	6	6	6	3,7
	33907110	TERMINAL,PAPER SIZE PCB	3	1	1	3,7
	33907120	RAIL C,CURSOR	2	2	2	3
	33907130	CURSOR C,CASSETTE	2	2	2	3
	33907140	LID C,CURSOR	2	2	2	3
	33907160	LID,PAPER SIZE DETECTION	2			3
	33907170	DETECTION PLATE,PAPER SIZE	2			3
	33907180	DETECTION PLATE,CASSETTE	2	2	2	3
	33907190	GROUND PLATE,CASSETTE	2	2	2	3
	33907210	CUSHION,CASSETTE WORK PLATE	4	4	4	3
	33910230	PIN CHARGER	1	1	1	15
●	33914190	TONER SENSOR	1	1	1	17
●	33915180	TONER EMPTY DETECTION SENSOR	1	1	1	19
●	33917211	WORK PLATE,CLEANING SLIDER	1	1	1	15
●	33918100	GEAR 18,FUR BRUSH	2	2	2	41,42
	33920310	DIAL,FIXING DRIVE	1	1	1	22
	33920320	JOINT,FIXING DRIVE	1	1	1	22
	33920330	SPRING,FIXING DRIVE	1	1	1	22
●	33920560	SWITCH,FIXING	1	1	1	30
	33920570	PIN,FIXING COVER	1	1	1	22
	33921170	COLLAR 16,EJECT DRIVE	1	1	1	31
●	33922241	PULLEY 31/42,IDLE	1	1	1	26
●	33922250	BELT,PAPER FEED DRIVE	1	1	1	26

• Parts with "●" indicates the Service parts.

SP	Part. No.	Description	Quantity			Fig. No.
			120V	230V	240V	
	33922330	GEAR 30,IDLE	1	1	1	26
	33922360	PULLEY 36,FIXING DRIVE	1	1	1	21
	33927160	WIRE,PAPER FEED UNIT	2	2	2	8
	33927210	WIRE,CASSETTE UNIT	2			3
	33927450	RETAINING PIN,DRAWER	4			32
	33927590	CORE 7-15X18		2	2	13
●	33928111	SIZE DETECTION PCB	3	1	1	3,7
	33968191	LOWER PAPER FEED SHAFT ASS'Y	2	2	2	8
	33968220	CASSETTE LIFT SHAFT ASS'Y	2	2	2	3
	33973300	STOPPER 7,CARTRIDGE	1	1	1	28
	34010300	MOUNT,POTENTIAL SENSOR	1	1	1	16
	34022051	FLYWHEEL A	1	1	1	25
	34022060	FLYWHEEL B	2	2	2	25
	34027070	RELAY 4P,POWER	1	1	1	32
	34027120	MOUNT BASE,POWER RELAY	1	1	1	32
	34806050	LOWER SPRING,PAPER FEED	2	2	2	5
●	34806140	STOPPER 4	3	3	3	19,40,41
●	34806150	STOPPER 5	9	9	9	8,9,13,40
	34823010	DUCT,COOLING	2	2	2	25
●	34909030	FRONT BUSHING,DRUM SHAFT	1	1	1	25
●	34914410	GEAR 31,DEVELOPING	1	1	1	26
	34916750	PULLEY,RESISTANCE TENSION	1	1	1	26
	34920170	FULCRUM PIN,FIXING	2	2	2	22
	34920190	GROUND PLATE, FIXING UNIT	2	2	2	43
●	34920200	GEAR 30,IDLE EJECT	1	1	1	26
	34922530	COLLAR,PULLEY	1	1	1	29
	34960140	RESISTOR 15,OHM	2	2	2	32
	35316030	SPRING,TRANSFER	2	2	2	11
●	35327400	SWITCH,FEED	5	5	5	6,13,40,42
●	35911450	CONTACT GLASS,ADF	1	1	1	14
●	35911520	PULLEY 16,ADF	1	1	1	30
●	35912010	CONTACT GLASS	1	1	1	14
●	35912060	PULLEY,SCANNER DRUM	2	2	2	13
	35912210	SPRING,MIRROR HOLDER	2	2	2	13
	35912300	HOLDER,SCANNER DRUM	2	2	2	45
	35912310	STOPPER,WIRE	2	2	2	45
●	35912340	PULLEY,SCANNER DRIVE	1	1	1	13
	35912360	GUIDE FFC2	1	1	1	13
●	35912531	SPONGE,ORIGINAL SIZE INDICATOR	1	1	1	14
●	35927290	SENSOR,ORIGINAL DETECTION	2	1	1	13

• Parts with "●" indicates the Service parts.

SP	Part. No.	Description	Quantity			Fig. No.
			120V	230V	240V	
●	35968110	STOPPER WIRE ASS'Y SP	2	2	2	45
●	36211130	GEAR 19,IDLE	1	1	1	6
●	36322010	GEAR 31,IDLE	1	1	1	6
	36505111	LABEL,TONER DISPOSAL TANK	2	2	2	21
	36512430	BASE RUBBER,SCANNER SECTION	4	4	4	13
●	36520931	GEAR 16,OIL ROLLER	2	2	2	23
●	36593510	PARTS CLUTCH PRESSURE(SP)	1	1	1	25
	36700522	DISPOSAL TANK ASS'Y	2	2	2	21
●	36701012	REAR DRUM ELECTRODE WIRE ASS'Y	1	1	1	16
●	36701021	FRONT DRUM ELECTRODE WIRE ASS'Y	1	1	1	16
	36701160	POWER CORD ASS'Y (120)	1			32
	36702150	MOUNT A,HANDLE	2	2	2	2
	36702160	MOUNT B,HANDLE	1	1	1	2
	36702170	RIGHT REAR MOUNT,HANDLE	1	1	1	2
	36702221	MOUNT,MAIN SWITCH	1	1	1	33
	36702231	MOUNT,SAFETY SWITCH	1	1	1	33
	36702270	MOUNT,LEVEL BOLT	2	2	2	2
	36704181	SHAFT,TONER SUPPLY HINGE	1	1	1	19
	36704210	LOWER REAR LEFT HINGE,COVER	2	2	2	1
	36704220	LOWER REAR LEFT MOUNT,COVER HINGE	2	2	2	1
	36704230	MOUNT,COVER	1	1	1	2
	36704240	MOUNT B,COVER	1	1	1	2
	36704300	LOWER FRONT MOUNT,COVER	1	1	1	2
	36704350	LEFT PROJECTION,COVER MAGNET	2	2	2	1
	36704520	RETAINER,MAGNET	1	1	1	19
	36704530	MAGNET,TONER SUPPLY	1	1	1	19
	36704560	LOWER FRONT RIGHT MOUNT A,COVER	1	1	1	1
●	36705040	LABEL,CONVEYING OPERATION	1			1
	36705050	LABEL,DUPLEX UNIT	1			27
	36705060	LABEL,TONER SUPPLY	1	1	1	19
	36705270	LABEL,CASSETTE OPERATION	2	2	2	3
	36706010	UPPER FRONT FRAME,FEED	1	1	1	10
	36706020	UPPER REAR FRAME,FEED	1	1	1	10
	36706030	UPPER RIGHT GUIDE,FEED	1	1	1	10
	36706040	UPPER LEFT GUIDE,FEED	1	1	1	10
	36706050	UPPER ROLLER,FEED	1	1	1	10
●	36706060	LOWER ROLLER,FEED	1	1	1	10
●	36706141	LEFT ROLLER,FEED	1	1	1	10
	36706150	SHAFT,FEED PULLEY	1	1	1	10
●	36706180	FILM,FEED	1	1	1	10

SP	Part. No.	Description	Quantity			Fig. No.
			120V	230V	240V	
	36706190	LEFT GUIDE B,VERTICAL CONVEYING	1	1	1	9
	36706210	MOUNT 3000,FEED	1	1	1	2
	36706220	WEIGHT,LEADING FEED PULLEY	2	2	2	8
	36706230	RETAINING PIN,UNIT	2	2	2	2,10
●	36706240	REAR RETAINING PIN,FEED	1	1	1	10
	36706260	ROLLER B,VERTICAL CONVEYING	1	1	1	9
	36706271	UPPER GUIDE,DUPLX FEED	1	1	1	8
	36706280	LOWER GUIDE,DUPLX FEED	1	1	1	8
●	36706290	PULLEY,PAPER FEED	2	2	2	8
	36706300	SHAFT,PAPER FEED	2	2	2	8
	36706310	BUSHING,PAPER FEED	3	3	3	8,17
	36706320	UPPER STAY,FEED	1	1	1	10
	36706331	LOWER FRONT FRAME,FEED	1	1	1	10
	36706341	LOWER REAR FRAME,FEED	1	1	1	10
	36706350	LOWER RIGHT GUIDE,FEED	1	1	1	10
	36706360	LOWER LEFT GUIDE,FEED	1	1	1	10
	36706370	MOUNT,FEED DRIVE	1	1	1	10
●	36706390	BELT,FEED DRIVE	1	1	1	10
	36706400	LEFT GUIDE,VERTICAL CONVEYING	1	1	1	8
●	36706410	BELT,FEED HANDLE	1	1	1	10
	36706420	HANDLE,FEED	1	1	1	10
●	36706511	UPPER ROLLER,REGISTRATION	1	1	1	16
●	36706520	LOWER ROLLER,REGISTRATION	1	1	1	12
●	36706530	UPPER GEAR 16,REGISTRATION	2	2	2	10,16
	36706552	LOWER GUIDE,REGISTRATION	1	1	1	12
●	36706570	FILM,REGISTRATION	1	1	1	12
●	36706580	RIGHT FILM,RESISTANCE	1	1	1	12
	36706733	UPPER GUIDE,VERTICAL CONVEYING	1	1	1	9
	36706740	LOWER GUIDE,VERTICAL CONVEYING	1	1	1	9
	36706750	SHAFT,VERTICAL CONVEYING FULCRUM	2	2	2	9
	36706760	SHAFT,VERTICAL CONVEYING RELEASE	2	2	2	9
	36706770	SUPPORT PLATE,VERTICAL CONVEYING R	2	2	2	9
	36706780	PIN,VERTICAL CONVEYING RELEASE	2	2	2	9
	36706790	MOUNT,VERTICAL CONVEYING RELEASE S	2	2	2	9
	36706800	SPRING,VERTICAL CONVEYING DAMPER	2	2	2	9
	36706811	UPPER MOUNT,VERTICAL CONVEYING GUI	1	1	1	9
	36706820	LOWER MOUNT,VERTICAL CONVEYING GUI	1	1	1	9
	36706831	COVER,VERTICAL CONVEYING RELEASE S	1	1	1	9
	36706840	PIN,VERTICAL CONVEYING HOOK	2	2	2	9
	36706850	UPPER REAR FRAME,VERTICAL CONVEYIN	1	1	1	9

SP	Part. No.	Description	Quantity			Fig. No.
			120V	230V	240V	
	36706860	LOWER REAR FRAME,VERTICAL CONVEYIN	1	1	1	9
	36706870	RETAINER,TORQUE LIMITER	1	1	1	16
●	36706880	FILM,CONFLUENCE GUIDE	2	2	2	8
●	36706900	TORQUE LIMITER,PAPER FEED	2	2	2	8
	36707010	FRONT FRAME,BYPASS	1	1	1	7
	36707020	REAR FRAME,BYPASS	1	1	1	7
	36707030	UPPER GUIDE,BYPASS	1	1	1	7
	36707040	LOWER GUIDE,BYPASS	1	1	1	7
●	36707050	ROLLER,SB LEADING FEED	1	1	1	7
	36707060	UPPER SHAFT,SEPARATION	1	1	1	7
	36707070	SHAFT,JOINT	1	1	1	7
	36707080	BUSHING,BYPASS	1	1	1	7
	36707090	MOUNT,PAPER EMPTY	1	1	1	7
●	36707103	ACTUATOR,EMPTY SWITCH	1	1	1	7
	36707110	SHAFT,BYPASS LIMITER	1	1	1	7
	36707120	GUIDE,BYPASS LIFT	1	1	1	7
	36707131	SHAFT,BYPASS LIFT	1	1	1	7
	36707141	LEVER,MOVING GUIDE	1	1	1	7
	36707200	FRONT MOUNT,BYPASS TABLE	1	1	1	7
	36707210	REAR MOUNT,BYPASS TABLE	1	1	1	7
	36707220	CAM,MOVING GUIDE	1	1	1	25
●	36707230	CLUTCH,BYPASS	1	1	1	24
●	36707242	CLUTCH,BYPASS LIFT	1	1	1	24
	36707250	FRONT RETAINING PIN,BYPASS	1	1	1	2
●	36707260	PAD,BYPASS	1	1	1	7
●	36707270	FILM,BYPASS	1	1	1	7
●	36707820	RETAINING PIN,DECK COVER	4	4	4	4
●	36707830	WASHER,DECK COVER	4	4	4	4
	36707850	SPACER,DRAWER	4			3
	36707881	RIGHT MOUNT,RAIL	3	3	3	2,27
	36708020	FRONT FLANGE,DRUM	1	1	1	15
●	36708040	ELECTRODE A,DRUM HEATER	2	2	2	15
	36708070	SPRING,FLANGE	2	2	2	15
	36708090	GROUND PLATE,STAY DRUM	1	8	8	13,15
	36708150	SPACER,ELECTRODE	1	1	1	16
●	36708190	ELECTRODE B,DRUM HEATER	2	2	2	15
	36708211	FRONT FRAME,IMAGE FORMATION	1	1	1	16
	36708240	RIGHT STAY,IMAGE FORMATION	1	1	1	16
	36708250	MOUNT,IMAGE FORMATION WIRE	1	1	1	16
●	36708260	SLIDER,IMAGE FORMATION	3	3	3	2

• Parts with "●" indicates the Service parts.

SP	Part. No.	Description	Quantity			Fig. No.
			120V	230V	240V	
	36708280	RIGHT MOUNT,IMAGE FORMATION SLIDER	1	1	1	2
	36708290	FRONT PIN,IMAGE FORMATION POSITION	4	4	4	2,12
	36708300	LEFT REAR PIN,IMAGE FORMATION POSI	1	1	1	16
	36708330	RIGHT REAR PIN,IMAGE FORMATION POS	1	1	1	16
	36708380	TERMINAL BASE A,DRUM HEATER	1	1	1	15
	36708390	TERMINAL BASE B,DRUM HEATER	1	1	1	15
	36708400	TERMINAL BASE C,DRUM HEATER	1	1	1	15
	36708410	TERMINAL BASE D,DRUM HEATER	1	1	1	15
	36708460	MOUNT,DRUM	1	1	1	15
	36708470	SHAFT,DRUM	2	2	2	15
	36708480	GROUND PLATE A,DRUM	1	1	1	15
	36708491	GROUND PLATE B,DRUM	1	1	1	15
	36710041	FRONT HOUSING,MC	1	1	1	15
	36710050	REAR HOUSING,MC	1	1	1	15
	36710100	TERMINAL,MAIN CHARGER	1	1	1	15
	36710220	TERMINAL,MAIN HIGH VOLTAGE	2	2	2	33
	36710230	INSULATING PLATE,CLEANING LAMP	1	1	1	15
	36710271	RETAINING PIN,MAIN CHARGER	1	1	1	15
●	36710290	PLATE SPRING,MC HOLDER	2	2	2	16
●	36714130	GEAR 27,DEVELOPING	1	1	1	18
●	36714140	REAR GEAR 25,DEVELOPING	1	1	1	18
	36714180	HANDLE,DEVELOPING	1	1	1	17
	36714190	REAR GUIDE,DEVELOPING PRESSURE	1	1	1	16
	36714200	REAR HOLDER,DEVELOPING PRESSURE	1	1	1	16
	36714210	REAR BASE,DEVELOPING PRESSURE	1	1	1	16
	36714220	FULCRUM PIN,DEVELOPING PRESSURE	2	2	2	16
	36714230	LEFT SPIRAL,DEVELOPING	1	1	1	18
	36714250	RIGHT SPIRAL,DEVELOPING	1	1	1	18
	36714270	COVER,DEVELOPING	1	1	1	17
●	36714280	LOWER SHAFT,DEVELOPING	1	1	1	18
	36714300	FRONT GUIDE,DEVELOPING PRESSURE	1	1	1	16
	36714310	FRONT HOLDER,DEVELOPING PRESSURE	1	1	1	16
●	36714340	GEAR 27/36,IDLE DEVELOPING	1	1	1	18
●	36714360	FRONT FELT,DISPOSAL ROLLER	1	1	1	18
●	36714370	REAR FELT,DISPOSAL ROLLER	1	1	1	18
●	36714390	FRONT SPONGE,DEVELOPING	1	1	1	18
●	36714400	REAR SPONGE,DEVELOPING	1	1	1	18
●	36714410	SPONGE L,DEVELOPING COVER	1	1	1	17
●	36714420	SPONGE S,DEVELOPING COVER	2	2	2	17
●	36714450	FRONT SPONGE,SLEEVE BUSHING	1	1	1	18

SP	Part. No.	Description	Quantity			Fig. No.
			120V	230V	240V	
●	36714460	REAR SPONGE,SLEEVE BUSHING	1	1	1	18
●	36714480	LOWER FELT,DEVELOPING ROLLER BUSHI	2	2	2	18
	36714520	UPPER FRONT SPONGE,TRANSFER	1	1	1	16
●	36714530	SHIELD,DEVELOPING DISPOSAL ROLLER	2	2	2	18
●	36714550	LOWER SPONGE,DEVELOPING BUSHING	2	2	2	18
●	36714580	FRONT SEAL,SENSOR CLEANING	1	1	1	18
●	36714590	REAR SEAL,SENSOR CLEANING	1	1	1	18
	36714660	SPONGE,LOWER DEV.STAY	1	1	1	17
●	36714680	GEAR,JOINT DEVELOPING	2	2	2	18,23
	36715020	SHAFT,TONER SUPPLY DRIVE	1	1	1	17
	36715030	CASE,TONER SUPPLY	1	1	1	17
	36715040	SPIRAL,TONER SUPPLY	1	1	1	17
	36715050	SPIRAL,TONER CONVEYING	1	1	1	19
	36715060	SPIRAL,TONER DRAW	1	1	1	19
	36715110	JOINT,HOPPER	1	1	1	17
	36715120	LEVER,SHUTTER	1	1	1	19
	36715130	HOLDER,SHUTTER	1	1	1	19
	36715140	SPRING,HOPPER AGITATION	2	2	2	19
●	36715150	UPPER SPONGE,DEVELOPING COVER	1	1	1	17
	36715170	RIGHT RETAINER,HOPPER	1	1	1	16
	36715180	LEFT RETAINER,HOPPER	1	1	1	16
	36715190	SPONGE,TONER SUPPLY CASE	1	1	1	17
	36715200	SHAFT,HOPPER AGITATION	1	1	1	19
●	36715210	MOTOR,TONER AGITATION	1	1	1	19
	36715230	MOUNT,CLEANING SPRING	1	1	1	19
	36715240	HOLDER,CLEANING SPRING	1	1	1	19
	36715300	SUPPORT PLATE,HOPPER	1	1	1	19
	36715340	COVER,TONER CONVEYING CASE	1	1	1	17
●	36715380	GEAR 41,HOPPER AGITATION	1	1	1	19
●	36715410	GEAR 17,IDLE	1	1	1	19
	36715420	SEAL,SHUTTER LEVER	1	1	1	19
	36715430	SEAL,SUPPLY JOINT	1	1	1	19
	36715550	SEAL,HOPPER	1	1	1	19
	36715560	STOPPER,HOPPER	2	2	2	19
	36715570	SPRING,HOPPER	2	2	2	19
	36715600	SPONGE,DUCT HOPPER	1	1	1	19
●	36715630	GEAR 13,HOPPER DRAW	1	1	1	19
●	36715640	GEAR 22,HOPPER	1	1	1	19
●	36715650	GEAR 22/13,IDLE	1	1	1	19
●	36715660	GEAR 23/44,TONER MOTOR	1	1	1	19

• Parts with "●" indicates the Service parts.

SP	Part. No.	Description	Quantity			Fig. No.
			120V	230V	240V	
●	36715710	SPONGE,TONER SUPPLY JOINT	1	1	1	19
	36715730	FILM,HOPPER LID	1	1	1	19
	36715740	SPONGE B,TONER SUPPLY CASE	1	1	1	17
	36716010	RIGHT MOUNT,SLIDER	1	1	1	2
	36716020	LEFT MOUNT,SLIDER	1	1	1	2
	36716031	HANDLE,CONVEYING	1	1	1	12
	36716040	PIN,RELEASE RETAINING	1	1	1	12
	36716091	SHAFT,TRANSFER RELEASE	1	1	1	12
	36716100	SUPPORT PLATE,TRANSFER RELEASE	2	2	2	12
	36716110	SHAFT,RELEASE PULLEY	2	2	2	12
	36716123	BASE,CONVEYING	1	1	1	12
	36716131	BASE,TRANSFER	1	1	1	12
	36716150	CAM,BELT PRESSURE	2	2	2	12
	36716160	FRONT SPRING,PRESSURE	1	1	1	12
	36716170	REAR SPRING,PRESSURE	1	1	1	12
	36716180	LEVER,BELT PRESSURE	1	1	1	12
●	36716240	BUSHING,IDLER ROLLER	1	1	1	11
	36716263	STAY,TRANSFER	1	1	1	11
	36716271	RETAINER,TRANSFER ROLLER	1	1	1	11
●	36716290	ELECTRODE,TRANSFER	1	1	1	11
	36716300	ELECTRODE B,TRANSFER	1	1	1	11
	36716311	FRONT FRAME,TURN	1	1	1	11
	36716321	REAR FRAME,TURN	1	1	1	11
	36716330	SPRING,TRANSFER PRESSING	4	4	4	12
●	36716360	GEAR 15,CLEANING DRIVE	1	1	1	11
	36716383	REAR GUIDE,TRANSFER	1	1	1	11
	36716390	SPIRAL,BELT CLEANING	1	1	1	11
●	36716411	ELECTRODE,BRUSH	1	1	1	11
	36716470	LOWER FRONT GUIDE,TRANSFER	1	1	1	12
	36716481	HOUSING,BELT CLEANING	1	1	1	11
	36716490	NOZZLE,DISPOSAL	1	1	1	11
	36716510	SHUTTER,BELT CLEANING	1	1	1	11
	36716530	SHIELD A,SHUTTER	1	1	1	11
	36716540	PIN,TRANSFER FULCRUM	1	1	1	12
	36716550	UPPER FRONT GUIDE,TRANSFER	1	1	1	16
	36716570	SPRING,LEVER PRESSURE	1	1	1	12
	36716590	STOPPER,TRANSFER RELEASE	1	1	1	12
	36716600	SPACER,CONVEYING HANDLE	1	1	1	12
●	36716610	SCRAPER,BELT CLEANING	1	1	1	11
	36716620	HOOK,CONVEYING	1	1	1	2

• Parts with "●" indicates the Service parts.

SP	Part. No.	Description	Quantity			Fig. No.
			120V	230V	240V	
	36716670	SPRING,TRANSFER ELECTRODE	2	2	2	11,15
	36716681	PIN,CONVEYING POSITIONING	2	2	2	2
	36716700	PIN 45,TRANSFER	1	1	1	12
	36716710	PIN 25/32,TRANSFER	1	1	1	12
	36716750	SHIELD,DISPOSAL DUCT	2	2	2	11
	36716800	SPACER,BELT CLEANING	2	2	2	11
	36716810	SEAL A,NOZZLE	1	1	1	11
	36716820	SEAL B,NOZZLE	1	1	1	11
●	36716830	SLIDER,IMAGE FORMATION	1	1	1	2
	36716840	SUPPORT PLATE,TRANSFER	1	1	1	11
●	36716850	GEAR 17,CLEANING IDLE	1	1	1	11
	36716900	REAR SPONGE,TRANSFER	1	1	1	11
	36716920	FILM,TRANSFER SPRING	1	1	1	11
	36716930	FILM,TRANSFER	1	1	1	11
	36716940	GROUND PLATE,BELT CLEANING	1	1	1	11
	36716960	GROUND PLATE,TRANSFER	1	1	1	12
	36717120	GUIDE FILM,DUPLEX CONVEYING	1	1	1	19
	36717130	GUIDE FILM,DUPLEX FAN	1	1	1	2
●	36717140	GUIDE FILM,DUPLEX FAN AUXILIARY	1	1	1	2
●	36717190	FILM,DUPLEX	1	1	1	2
	36718041	GUIDE,CLEANING BRUSH	1	1	1	20
	36718050	MOUNT,BLADE	1	1	1	20
●	36718110	TERMINAL,CLEANING BRUSH	1	1	1	20
	36718150	SPRING,SHUTTER	1	1	1	20
●	36718180	SEAL,BRUSH MOUNT	3	3	3	20
●	36718230	SPONGE,BRUSH GUIDE	2	2	2	20
	36718260	SLIDE PLATE,BLADE RELEASE	1	1	1	20
	36718270	INSULATING PLATE,CLEANING BRUSH	1	1	1	20
	36718281	SPACER,SCRAPING	1	1	1	20
●	36718360	SPONGE B,CLEANING	4	4	4	11,20
●	36718370	INNER SEAL,CLEANING SHUTTER	1	1	1	20
●	36718390	UPPER SPONGE,SEAL	2	2	2	20
●	36718400	LOWER SPONGE,BLADE	4	4	4	11,20
●	36718411	SHEET,BLADE THRUST	1	1	1	20
	36718500	MOUNT BASE,DISPOSAL TANK	1	1	1	21
	36718510	TANK,DISPOSAL	2	2	2	21
	36718530	MOUNT,DISPOSAL SUPPORT	1	1	1	21
	36718560	SPRING,DISPOSAL	1	1	1	21
	36718570	HOUSING,DISPOSAL	1	1	1	21
	36718610	BASE,DISPOSAL PIPE	1	1	1	21

SP	Part. No.	Description	Quantity			Fig. No.	SP	Part. No.	Description	Quantity			Fig. No.
			120V	230V	240V					120V	230V	240V	
	36718620	SPONGE, DISPOSAL TANK PRESSURE	1	1	1	1		36721140	REAR FULCRUM PLATE, EJECT UNIT SUPP	1	1	1	2
	36718910	FRONT LEVER, CLEANING RETAINING	1	1	1	16		36721220	UPPER GUIDE, FEED SHIFT	1	1	1	30
	36718920	REAR LEVER, CLEANING RETAINING	1	1	1	16		36721300	TENSION PLATE, FEED SHIFT DRIVE	1	1	1	30
	36718940	SHAFT, CLEANING RETAINING	1	1	1	16		36721340	LEVER B, CONVEYING SHIFT	1	1	1	30
●	36718950	SLIDER, CLEANING RETAINING	2	2	2	16	●	36721350	GEAR, EJECT JOINT	1	1	1	30
	36720061	GEAR, HEAT ROLLER	1	1	1	23		36721360	COLLAR 31, EJECT JOINT	1	1	1	30
	36720090	FRONT PRESSING PLATE, PRESS ROLLER	1	1	1	23		36721370	FRONT PIN, FEED SHIFT UNIT SUPPORT	1	1	1	2
	36720100	REAR PRESSING PLATE, PRESS ROLLER	1	1	1	23		36721380	UPPER REAR PIN, FEED SHIFT UNIT SUP	1	1	1	2
	36720120	LOWER FRONT FRAME, FIXING	1	1	1	23		36721400	COVER, FEED SHIFT WIRE	1	1	1	30
	36720160	LOWER FRONT GUIDE, FIXING	1	1	1	23		36721411	MOUNT, PAPER EJECT COOLING FAN	1	1	1	30
	36720170	LOWER RIGHT STAY, FIXING	1	1	1	23		36721420	COVER, PAPER EJECT FAN CONNECTOR	1	1	1	30
	36720180	LOWER LEFT STAY, FIXING	1	1	1	22	●	36722021	GEAR 40, IDLE	2	2	2	26
	36720200	LOWER MOUNT, CLEANING ROLLER	1	1	1	22	●	36722050	BELT, DRUM DRIVE	1	1	1	24
	36720220	LOWER HOUSING, FIXING	1	1	1	22		36722130	CAM, TRANSFER BELT	1	1	1	25
	36720251	LOWER GUIDE, FIXING EJECT	1	1	1	22		36722220	MOUNT B, IMAGE FORMATION DRIVE	1	1	1	24
	36720280	PLATE SPRING, FIXING EJECT PULLEY	2	2	2	22		36722281	LOWER MOUNT, PAPER FEED DRIVE	1	1	1	26
	36720290	HANDLE, FIXING EJECT RELEASE	1	1	1	22		36722290	MOUNT A, CONVEYING MOTOR	1	1	1	24
	36720300	SHAFT, FIXING EJECT RELEASE	1	1	1	22		36722300	MOUNT B, CONVEYING MOTOR	1	1	1	24
	36720341	FRONT SUPPORT PLATE, HEATER	1	1	1	23		36722310	MOUNT, DISPOSAL SPIRAL DRIVE	1	1	1	21
	36720351	REAR SUPPORT PLATE, HEATER	1	1	1	23	●	36722320	GEAR 60/54, DRUM	1	1	1	25
	36720370	FRONT GUIDE, FIXING EJECT TURN AUXI	1	1	1	23		36722350	SHAFT, REGISTRATION DRIVE	1	1	1	24
●	36720380	REAR GUIDE, FIXING EJECT TURN AUXIL	1	1	1	23		36722360	SHAFT A, FEED DRIVE	1	1	1	24
	36720390	GEAR, FIXING EJECT JOINT	2	2	2	22,25		36722390	SHAFT, BYPASS CLUTCH	1	1	1	24
	36720410	TENSION PLATE, FIXING DRIVE	1	1	1	23		36722400	SHAFT SP, BYPASS CLUTCH	1	1	1	24
	36720420	REINFORCEMENT, FIXING EJECT JOINT	1	1	1	25		36722410	SHAFT, BYPASS CAM	1	1	1	25
	36720430	FRONT HOLDER, FIXING EJECT UNIT	1	1	1	22		36722420	SHAFT, FIXING DRIVE	1	1	1	24
	36720440	REAR HOLDER, FIXING EJECT UNIT	1	1	1	22		36722441	SHAFT, TRANSFER BELT CLUTCH	1	1	1	25
	36720460	SHAFT, PRESS ROLLER	1	1	1	23		36722470	SHAFT, DISPOSAL SPIRAL DRIVE	1	1	1	21
	36720470	PLATE SPRING, RELEASE HOLDER	1	1	1	31		36722480	SHAFT, CONVEYING DRIVE	1	1	1	24
●	36720493	CLAW, PRESS ROLLER	4	4	4	22	●	36722500	BUSHING, DEVELOPING DRIVE	1	1	1	24
	36720581	SHAFT, FIXING EJECT PULLEY	2	2	2	22		36722510	MOUNT C, IMAGE FORMATION DRIVE	1	1	1	24
●	36720590	THERMAL PROTECTOR 180, FIXING	1	1	1	23		36722520	RETAINER, REGISTRATION CLUTCH	1	1	1	24
	36720600	HOOK, FIXING EJECT RELEASE	2	2	2	22		36722530	RETAINER, BYPASS CAM	1	1	1	25
	36720610	LOWER FRONT SPRING, FIXING	1	1	1	23	●	36722540	GEAR 26, IDLE	1	1	1	26
	36720640	FRONT POSITIONING PLATE, FIXING	1	1	1	11		36722560	PIN A, PAPER FEED DRIVE	1	1	1	26
	36721070	MOUNT, EJECT COVER SW	1	1	1	33		36722580	PIN C, PAPER FEED DRIVE	1	1	1	26
	36721080	COVER, EJECT SW	1	1	1	33		36722590	PIN A, TENSION	2	2	2	26
	36721100	SHAFT, EJECT UNIT RELEASE	1	1	1	31		36722611	MOUNT, CUTTER PI	1	1	1	25
	36721110	FULCRUM PLATE, EJECT UNIT	2	2	2	31		36722620	MOUNT A, TRANSFER BELT CLUTCH	1	1	1	25
	36721130	FRONT FULCRUM PLATE, EJECT UNIT SUP	1	1	1	2	●	36722680	GEAR 36, FIXING JOINT	1	1	1	24

• Parts with "●" indicates the Service parts.

SP	Part. No.	Description	Quantity			Fig. No.
			120V	230V	240V	
	36722690	COLLAR,DRUM DRIVE BELT	1	1	1	24
	36722700	HOLDER,DRUM DRIVE	1	1	1	25
	36722710	RETAINER,DRUM DRIVE	1	1	1	25
	36722720	LIGHT SHIELD,PI	1	1	1	25
	36722731	TENSION PLATE C,PAPER FEED	2	2	2	26
●	36722750	PULLEY 26/26,DRUM	1	1	1	24
	36722760	COLLAR,DEVELOPING JOINT	1	1	1	24
●	36722770	GEAR 30,DEVELOPING DRIVE	1	1	1	24
●	36722780	GEAR 30/15,IDLE	1	1	1	24
●	36722790	GEAR 45,DRUM IDLE	1	1	1	24
●	36722800	GEAR 53/44/33	1	1	1	24
	36722810	JUNCTION PLATE,DRUM DRIVE	1	1	1	24
	36722821	TENSION PLATE,IMAGE FORMATION DRIV	1	1	1	24
●	36722830	GEAR 27,DEVELOPING IDLE	1	1	1	24
●	36722850	GEAR 42/32	3	3	3	26
●	36722860	GEAR 18	3	3	3	24
●	36722870	PULLEY 24/72,IDLE	1	1	1	24
●	36722880	GEAR 45,MOTOR IDLE	1	1	1	24
●	36722890	GEAR 56/25,MOTOR IDLE	1	1	1	24
●	36722990	COUPLER,FIXING JOINT	1	1	1	24
	36723510	MOUNT,DISPOSAL PIPE	1	1	1	21
	36723520	PIN,CONVEYING IDLE	1	1	1	25
	36723540	SHAFT,BELT DRIVE	1	1	1	26
	36723560	JUNCTION PLATE,JOINT	1	1	1	24
	36723590	FLANGE 30,BELT	1	1	1	24
●	36723600	BUSHING 8,MOTOR	1	1	1	24
	36726020	SUPPORT PLATE,POWER SOURCE MOUNT	2	2	2	32
	36726051	MOUNT,WIRE MAIN	1	1	1	32
	36726110	MOUNT,KEY COUNTER	1	1	1	2
	36726120	MOUNT,POWER CORD (120)	1	1	1	32
	36726140	LID,VENDOR	1	1	1	32
	36727090	WIRE,BYPASS PAPER FEED	1	1	1	7
	36727160	WIRE,CLEANING	1	1	1	20
	36727191	JUNCTION WIRING,DRUM FLANGE	1	1	1	15
	36727300	JUNCTION WIRING,PAPER FEED UNIT	2	2	2	32
	36727361	WIRE,MAIN HIGH VOLTAGE	1	1	1	33
	36727371	WIRE,GRID	1	1	1	33
	36727380	WIRE,BYPASS UNIT	1	1	1	7
	36727390	WIRE,FEED	1	1	1	10
●	36727500	FAN,FIXING	1	1	1	30

SP	Part. No.	Description	Quantity			Fig. No.
			120V	230V	240V	
	36727640	JUNCTION WIRING,DUPLEX FAN	1	1	1	2
	36727650	GROUND WIRE,TRANSFER BELT	1	1	1	11
●	36768071	CHARGER CLEANING SLIDER ASS'Y	2	2	2	15
●	36768081	GRID CLEANING PAD ASS'Y	1	1	1	15
	36768190	SHAFT DEVELOPING ASS'Y	1	1	1	17
	36768220	SHAFT BELT PRESSURE ASS'Y	1	1	1	12
●	36793270	PARTS,MOTOR TONER SUPPLY(SP)	1	1	1	19
●	36793281	PARTS,BELT TRANSFER(SP)	1	1	1	11
●	36793312	PARTS,BLADE CLEANING(SP)	1	1	1	20
●	36793330	PARTS,MOUNT CLEANING(SP)	1	1	1	20
●	36793341	PARTS,UPPER COVER CLEANING(SP)	1	1	1	20
●	36793670	PARTS FRONT SHIELD,CLEANING(SP)	1	1	1	11
●	36808230	PULLEY,ARM LARGE	4	4	4	28
	36816380	TORQUE LIMITER,ROLLER FEED IN	1	1	1	5
●	36827140	SWITCH A,INTERLOCK	2	2	2	38,40
	36906390	MOUNT,PAPER SIZE DETECTION	2	2	2	32
●	36908040	LAMP,CLEANING LAMP	1	1	1	15
	36918040	WEIGHT,MAIN BLADE	1	1	1	20
●	36921170	BELT 300,DUPLEX CONVEYING	1	1	1	30
	41525016	SOCKET,KEY COUNTER	2	2	2	47
	41529210	SOCKET ASS'Y,KEY COUNTER	1	1	1	47
●	45592554	BEARING 688ADD	2	2	2	11
●	45727303	GEAR 26,CLUTCH	5	5	5	24,25,28,29
●	45727501	GEAR,TONER FEED ROLLER	2	2	2	8
●	45727604	GEAR 34,AGITATION ROLLER	1	1	1	18
●	45728104	GEAR 20,DEV.UNIT	1	1	1	22
	45728105	GEAR 24,DEV.UNIT	1	1	1	6
●	45728115	IDLE GEAR 22	3	3	3	11,21,24
●	45728116	GEAR 28,JOINT	2	2	2	6,29
●	45728900	GEAR 38T	2	2	2	23,26
●	45729103	GEAR 17,PF BELT ROLLER	1	1	1	29
●	45729403	GEAR 19,S.B	1	1	1	30
●	45729404	GEAR B,PF PULLEY	1	1	1	24
●	45729418	DRIVE GEAR,PRE-TRANSFER	1	1	1	29
●	45729430	GEAR 36,CLEANING UNIT	1	1	1	26
●	45729502	IDLE GEAR 40	2	2	2	24,31
●	45771201	GEAR36,PC CLUTCH	1	1	1	11
	48128107	PIN,CLEANING BLADE	2	2	2	18
	48128606	PIN,WIRE TENSION	2	2	2	16
	48129000	PIN,ORIGINAL HOLDER	1	1	1	29

• Parts with "●" indicates the Service parts.

SP	Part. No.	Description	Quantity			Fig. No.
			120V	230V	240V	
	48129208	PIN,TENSION	1	1	1	30
	48527200	SPRING,CHARGER	1	1	1	15
	48527520	SPRING,CASSETTE	1	1	1	11
	48528213	SPRING,FIXING UNIT SOL	1	1	1	11
	48571305	TENSION SPRING,DEVELOPER UNIT DRIV	1	1	1	2
	48927324	PULLEY,CLEANING UNIT	2	2	2	12
●	48928800	PULLEY,TIMING BELT	2	2	2	42,43
●	49028101	BUSH 8	3	3	3	12,22
	49028113	BUSHING 6-19,DEV.UNIT	1	1	1	17
●	49028116	BUSHING 6,CLEANING UNIT	5	5	5	11,17,20
	49029408	BUSHING,DRUM DRIVE	1	1	1	25
●	5AA08420	BUSH-8P	2	2	2	4
	5A707130	CA-CASSETTE	1	1	1	4
●	5A707160	C-ARBOR-64	1	1	1	4
	5A707210	C-BKT-LIFTER DRIVING	1	1	1	4
	5A707220	C-CAM STOPPER	1	1	1	4
	5A707390	C-PAPER REAR GIDE		2	2	4
	5A707530	C-SFT-DRIVING FULCRUM	2	2	2	4
	5A707540	C-SFT-LIFT MAIN	2	2	2	4
	5A707550	C-SFT-LIFT SUB	2	2	2	4
	5A707560	C-SFT-CAM	2	2	2	4
●	5A707570	C-SFT-PULLEY	1	1	1	4
●	5A707580	C-PICK PULLEY	1	1	1	4
●	5A707680	C-SP-PICK PULLEY60	1	1	1	4
	5A708010	MG SLIDER	2	2	2	4
	5A708020	BKT-MG STOPPER	2	2	2	4
	5A708030	BKT-MG SLIDER	1	1	1	4
	5A708040	BKT-SLIDE GUIDE	1	1	1	4
●	51608690	GER-1.0-24	8	8	8	4
●	51608740	BINDING TAP-TITE SCREW CVM3X8	5	7	7	4
	53310020	SLIDER MG	1	1	1	4
	53310030	RUBBER,SIDE STOPPER	1	1	1	4
	53310100	GROUND PLATE,CASSETTE	2	2	2	4
	54106020	LIFT PULLEY	2	2	2	4
	54106740	PARALLEL KEY 3X3X10	2	2	2	4
●	54106930	RIGHT LIFT BELT ASS'Y	1	1	1	4
●	54106940	LEFT LIFT BELT ASS'Y	1	1	1	4
	54106950	AIR DAMPER	2	2	2	4
	54107130	DAMPER SUPPORT	2	2	2	4
	54107330	DAMPER MAT	2	2	2	4

SP	Part. No.	Description	Quantity			Fig. No.
			120V	230V	240V	
	60606101	BUSHING FEED BACK ROLLER	1	1	1	41
	60804120	MAGNET CATCH	1	1	1	1
●	60820010	EJECT PULLEY	2	2	2	5
●	60906161	PULLEY,PICK-UP	2	2	2	8
	60907170	CUSHION,CASSETTE R	4	4	4	3
	60907880	BUSHING,BYPASS SHAFT	3	3	3	8,12
	60912270	BEARING,688ZZ	1	1	1	11
●	61522040	DRIVE GEAR,FIXING SECTION	1	1	1	24
	61705110	LABEL,PAPER UPPER LIMIT	2	2	2	3
	61706470	SPRING,BYPASS SWITCH BACK	2	2	2	7
●	61706770	UPPER PULLEY,BYPASS	1	1	1	7
●	61706780	LOWER PULLEY,BYPASS	1	1	1	7
	61710610	TERMINAL,GRID CATCHER	1	1	1	33
●	61714140	GEAR,DEVELOPING SLEEVE	1	1	1	21
	61714240	HOLDER,LOWER DEV.ROLLER	1	1	1	17
	61714250	HOLDER PLATE,LOWER DEV.ROLLER	1	1	1	17
●	61714290	SPRING,LOWER DEV.ROLLER	1	1	1	18
	61714320	FILM,DEV.BLADE REINFORCEMENT	1	1	1	17
	61714370	FRONT FELT,LOWER DEV.ROLLER	2	2	2	31
	61714440	SPONGE,LOWER DEVELOPING	2	2	2	18
	61716260	TERMINAL A,TC CATCHER	1	1	1	12
●	61718420	SEAL A,CLEANING STAY	2	2	2	20
●	61718430	SEAL B,CLEANING STAY	1	1	1	20
	61720290	TERMINAL,MAIN HEATER	1	1	1	23
	61720300	TERMINAL,SUB HEATER	1	1	1	23
●	61720460	BUSH,FIXING CLEANING	4	4	4	22,23
●	61720750	SEPARATION CLAW B	7	7	7	22
●	61720760	SPRING,SEPARATION CLAW	7	7	7	22
●	61727540	INTERLOCK SWITCH B	5	5	5	6,9,33
	62207620	MAGNET, FEED SHIFT	2	2	2	1
	62218020	RATCHET,SEPARATION	8	8	8	20
●	63122130	GEAR,33	1	1	1	6
	63202120	SUPPORT PLATE,COVER	2	2	2	37
●	63212180	PULLEY 24,EJECT	2	2	2	30,31
●	63212210	STATIC ELIMINATOR,EJECT	1	1	1	40
●	63213360	SPRING,PAPER EJECT HOLDER	1	1	1	28
●	63227020	SWITCH,FEED	1	1	1	7
●	63227150	SWITCH L,FEED	1	1	1	40
	63420470	SHEET,BIN	1	1	1	7
●	63506100	CLUTCH 35,PAPER FEED	2	2	2	6

• Parts with "●" indicates the Service parts.

SP	Part. No.	Description	Quantity			Fig. No.
			120V	230V	240V	
●	63511220	STOP RING,4	3	3	3	8
	63511541	PIN,ADF	2	2	2	42
	63516110	SPRING,TRANSFER	2	2	2	7
	63520170	BUSHING,PRESSING ROLLER	2	2	2	11
●	63523010	FAN MOTOR	1	1	1	2
	63526080	SPRING,SAFETY SWITCH LEVER	2	2	2	41
	63706260	SPRING,STACK BYPASS GEAR	1	1	1	12
	63806290	BUSHING,6	3	3	3	8,42
●	63814070	BUSHING,SPIRAL ROLLER	3	3	3	19
	63814100	IDLE GEAR 15,AGITATION	1	1	1	43
●	63814260	SPRING,DEV. SHUTTER	1	1	1	42
	63814660	UPPER SEAL,DOCTOR BLADE	1	1	1	11
●	65011310	GEAR 20,IDLE	1	1	1	43
●	65016080	STOP RING E3	3	3	3	41,42
	65027470	CORE,7-15X18	1	1	1	44
●	65106140	STOPPER,5	4	4	4	6
	65706200	SEAL B,RACK	1	1	1	40
	65707510	SPRING,TENSION PAPER FEED	2	2	2	7
●	65710330	PULLEY,EJECT TENSION	1	1	1	40
●	65722030	PULLEY 22,FEED	2	2	2	10,31
	65814420	FRONT BUSHING 12B,AGITATION	2	2	2	19
●	65907210	GEAR 20,CASSETTE	1	1	1	39
	65907610	SEAL,PAPER EMPTY	1	1	1	38
●	65914120	GEAR 18,IDLE DEVELOPING	3	3	3	3,7
	65914430	SEAL,DEVELOPING	2	2	2	18
	65973030	MAGNET,CARTRIDGE	2	2	2	28
●	66006350	SWITCH,CASSETTE LIFT	8	8	8	7,8,25,33
●	66006360	PAPER SWITCH	4	4	4	5,6
	66007120	SPRING,CURSOR C	4	4	4	3
	66007310	PIN,CASSETTE WORK PLATE	2	2	2	3
	66008070	SPRING,DRUM DRIVE	1	1	1	38
●	66014120	GEAR 14,MAGNET ROLLER	4	4	4	6,8
●	66018160	GEAR 19,SPIRAL ROLLER	2	2	2	21,25
●	66018180	GEAR 26,SPIRAL ROLLER	1	1	1	43
●	66022131	GEAR 30,DEVELOPING DRIVE	1	1	1	23
●	66022190	GEAR,21 DEVELOPING	2	2	2	8
	66060022	RETAINER,KEY COUNTER COVER	1	1	1	47
	66060030	RETAINER,KEY COUNTER	1	1	1	47
	66060040	MOUNT,KEY COUNTER	1	1	1	47
	66106080	SPRING,PAD	2			3

SP	Part. No.	Description	Quantity			Fig. No.
			120V	230V	240V	
	66106610	SPRING,FEED	8	8	8	9
●	66107084	SLIDER,CASSETTE	6	6	6	2,27
	66107100	PAD,CASSETTE	2	2	2	3
●	66127010	SWITCH,COVER OPEN	4	4	4	21,32
●	66206190	LOWER PULLEY 26,FEED	2	2	2	40
	66212080	MOUNT,SCANNER SWITCH	1	1	1	13
●	66222140	BUSHING,BYPASS CAM	2	2	2	23,25
	66502120	BOLT,LEVEL	2	2	2	2
●	66506640	GEAR 20,FEED CONVEYING	1	1	1	6
●	66717100	SPRING PLATE,PULLEY	4	4	4	28
●	67322050	GEAR 45 DEVELOPING DRIVE	1	1	1	12
●	67322180	GEAR 28,IDLE DRIVE	2	2	2	23,31
●	67322230	BUSHING 8	41	41	41	7,8,10,11 16,21,24,25 26,28,29,30 31
	67505110	LABEL,STOPPER	1		1	1
	68202140	LOWER RIGHT STAY	1	1	1	9
●	68205100	LABEL,CASSETTE SIZE(METRIC K M)		3	3	3,4
●	68205110	LABEL,CASSETTE SIZE(INCH K M)	3			3,4
●	68314090	GEAR,DEVELOPING SPIRAL	1	1	1	24
●	68317050	STATIC ELIMINATOR	1	1	1	31
●	68320310	SPRING,SEPARATION CLAW	4	4	4	22
●	68321260	GEAR 18,SWITCH BACK	1	1	1	29
●	68322210	PULLEY,21 IDLE	2	2	2	26
	68705040	RIGHT LABEL,MIDDLE TRAY RELEASE	1	1	1	28
●	68720160	PULLEY,FEED SHIFT	5	5	5	11,30
	68720170	MOUNT,FEED SHIFT PULLEY	5	5	5	11,30
●	68720180	STATIC ELIMINATOR,FEED SHIFT	1	1	1	30
●	68721080	LOWER ROLLER,DUPLEX REGISTRATION	1	1	1	27
	68721210	RETAINER,DUPLEX REGISTRATION	1	1	1	27
	68721220	PRESSING PLATE,DUPLEX REGISTRATION	2	2	2	27
	68721571	TENSION PLATE,DUPLEX CONVEYING	1	1	1	29
●	68721600	GEAR,DUPLEX JOINT	1	1	1	28
	68721630	PULLEY 40,DUPLEX CONVEYING	1	1	1	28
	68721640	PULLEY 20,DUPLEX CONVEYING	2	2	2	29
●	68721660	BELT 600,DUPLEX CONVEYING	1	1	1	29
	68721740	PIN,DUPLEX CONVEYING FULCRUM	2	2	2	27
●	68721750	ROLLER B,DUPLEX CONVEYING	1	1	1	29
	68721760	SPRING,TRAILING EDGE TAPPING	1	1	1	29

• Parts with "●" indicates the Service parts.

SP	Part. No.	Description	Quantity			Fig. No.	SP	Part. No.	Description	Quantity			Fig. No.
			120V	230V	240V					120V	230V	240V	
	68721771	RIGHT GUIDE,MIDDLE TRAY	1	1	1	28	●	73210370	GEAR 18,LOOP	4	4	4	6,10,12
	68721780	RETAINING PIN,CONVEYING	2	2	2	27	●	73210450	BUSH, 6	34	34	34	6,7,8,23 24,25,28 29,40,42
●	68721840	GROUND PLATE,DUPLEX	1	1	1	27		73226040	SPRING,REVERSE SOLENOID	1	1	1	30
	68727030	SWITCH,DUPLEX CONVEYING	5	5	5	27,30,31		73808100	SPRING, MC BRUSH	1	1	1	24
	71614080	BUSHING 6-31,AGITATION ROTOR	1	1	1	18		73818100	SPRING, BLADE THRUST	3	3	3	23,40
	71615050	BUSHING,AGITATION ROLLER	3	3	3	18	●	73820080	GEAR, OIL ROLLER	1	1	1	24
	71707240	SPRING,CASSETTE LOCK SOL	1	1	1	24		73902220	SPRING SHAFT HOOK	2	2	2	22
	71802210	PIN,DRUM LIFT	4	4	4	16,23		73918080	PIN,CLEANING BLADE	1	1	1	42
	71804400	MAGNET,LOWER FRONT COVER	1	1	1	33		74302310	HANDLE	4	4	4	2
	71807770	PIN,DETECTION SWITCH	2	2	2	2		74306520	JOINT,PULLEY DRIVE SHAFT	2	2	2	7,40
	71814100	BUSHING 6-21,MAIN UNIT	1	1	1	19	●	74315190	SPONGE H,TONER HOPPER	1	1	1	17
	71814130	BUSHING 6-23,MAIN UNIT	1	1	1	18		74318070	BUSHING 8,TONER DISPOSAL	1	1	1	21
●	71814180	GEAR 35,MAIN UNIT MIXING	2	2	2	18,26	●	74318080	GEAR 25,TONER DISPOSAL	2	2	2	21
●	71815100	GEAR 28,SUB UNIT AGITATION	1	1	1	17		74318310	TAPE,TONER DISPOSAL TANK	2	2	2	21
●	71815110	IDLE GEAR 18,SUB UNIT	2	2	2	8		74318590	PIN,MAIN BLADE	1	1	1	20
●	72107160	BUSHING 6,LOWER REGISTRATION ROLLE	11	11	11	7,10,12 28,29,31		74318650	PIN WEIGHT DETECTOR	2	2	2	23
●	72107280	IDLE GEAR 20	3	3	3	7	●	74322310	GEAR 44,DUPLEX	1	1	1	25
●	72107531	SPRING,LIMITTER	1	1	1	7	●	74322340	GEAR 32,DUPLEX	1	1	1	26
●	72107640	IDLE GEAR 27	1	1	1	24		74327180	PIN,CONNECTOR	8	8	8	32
●	72107710	BOSE,LIMITTER	1	1	1	7		74706580	JOINT SPRING UPPER PF PULLEY SHAFT	1	1	1	25
●	72107730	ONE-WAY GEAR 20	1	1	1	7		74716140	PAPER CONVEYING PULLEY	4	4	4	28
●	72107760	BUSHING 6,REGISTRATION ROLLER	3	3	3	28,29	●	74718091	BUSHING CLEANING UNIT	10	10	10	11,12,24 25,26
	72112520	TENSION SPRING,SCANNER WIRE	2	2	2	13		74722080	GEAR 17 PF CLUTCH	1	1	1	21
●	72114110	GEAR 20,DEVELOPER UNIT	1	1	1	24		74722290	SPRING DRUM DRIVE COUPLER	1	1	1	25
	72114320	PIN,DEV.UNIT HANDLE	1	1	1	20	●	74808080	BEARING,686ZZNR	10	10	10	30,42
	72114870	V-RING 6 DIA	4	4	4	32		75018250	SPRING CLEANING SOLENOID	1	1	1	43
	72118141	SPRING,CLEANING BLADE	2	2	2	37	●	75122090	GEAR , FRONT	1	1	1	6
●	72118160	GEAR 22,SPIRAL ROLLER	2	2	2	29	●	75207370	GEAR16 ORIGINAL FEEDBACK	2	2	2	8
●	72127100	PI SWITCH,OPTICAL SECTION	1	1	1	13		75706040	STOPRING PAPER FEED PULLEY	3	3	3	7,11
●	72407330	PULLEY,PF GEAR 30	2	2	2	10		75712080	MIRROR HOLDER	4	4	4	13
	72418140	SPRING, BLADE	5	5	5	6,24,26,31		75714210	COLLAR DEVELOPING UNIT	2	2	2	42,43
	72418400	GROUND PLATE, CLEANING	1	1	1	33	●	75722040	DRIVE IDLE GEAR 24	1	1	1	26
	72418480	SPRING, SPIRAL ROLLER	2	2	2	42		75722252	IDLE PULLEY 15	1	1	1	29
	72518060	PIN B,DISPOSAL TANK FULCRUM	2	2	2	27	●	75817010	STATIC BRUSH FRONT TRANSFER	2	2	2	8
	72622141	TENSION PULLEY 20	3	3	3	26	●	75915120	GEAR 16,SUB DEV.UNIT	1	1	1	11
	72707161	SPRING, PRESSING	2	2	2	31		76007150	SPRING PAPER PAD PULLEY	2	2	2	29
●	72707190	COLLAR, LIMITTER	1	1	1	7	●	76221040	GEAR 28 FD	1	1	1	43
	72906070	BUSHING 4,REGISTRATION	1	1	1	12							
	72918050	PIN,BLADE ARM	1	1	1	6							

• Parts with "●" indicates the Service parts.

SP	Part. No.	Description	Quantity			Fig. No.
			120V	230V	240V	
●	76514050	PULLEY 20 DRIVE	1	1	1	30
	76610320	PIN TENSION PULLEY	4	4	4	13
	77502090	LID FINISHER CABLE	1	1	1	32
	77607140	TENSION PLATE FEED GUIDE	1	1	1	7
●	77616280	SEAL A SEPARATION DUCT	1	1	1	17
	77618200	BUSHING 7 CLEANING UNIT	2	2	2	20
	77706461	PRESSING SPRING	5	5	5	10,12
	77706492	FRONT PRESSING SPRING	1	1	1	10
	78012030	PRESSING SPRING CIS	2	2	2	22
	78112040	SPRING CIS	4	4	4	27
	78606250	SPRING PAPER FEED SECTION	1	1	1	20
	78618510	SPRING RETAINER LEVER	2	2	2	16
●	78620531	BUSHING HEAT ROLLER	2	2	2	23
	78621570	SHAFT FEEDBACK PULLEY	4	4	4	28
	78622270	IDLE PULLEY	1	1	1	24
●	78627520	DUCT FAN	2	2	2	9,9
●	78706241	FILTER CF SENSOR	1	1	1	39
	78722151	PULLEY 20	2	2	2	43
●	78722210	GEAR 18 EJECT	2	2	2	6
●	78727110	JAM DETECTION SWITCH	1	1	1	39
●	82142540	KEY COUNTER	1	1	1	47
	B1303050	BINDING SCREW BVM3X5 (BLACK)	4	4	4	46
	B1303080	BINDING SCREW BVM3X8 (BLACK)	1	1	1	47
	B1304060	BINDING SCREW BVM4X6 (BLACK)	24	24	24	46
	B1304100	BINDING SCREW BVM4X10 (BLACK)	4	4	4	46
	B1304300	BINDING SCREW BVM4X30 (BLACK)	1	1	1	47
	B2303060	COUNTER-SUNK HEAD SCREW BFHM3X6 (B	2	2	2	47
	B4104060	TRIPLE SCREW M4X6(CHROMIUM)	1	1	1	47
	B4304060	TRIPLE SCREW M4X6 (BLACK)	4	4	4	47
	B4304100	TRIPLE SCREW M4X10 (BLACK)	2	2	2	47
	B4304200	TRIPLE SCREW M4X20(BLACK)	1	1	1	47
	B4344060	TRIPLE TAP-TITE P SCREW M4X6(BRONZ	2	2	2	46
	B4344120	TRIPLE TAP-TITE P SCREW M4X12(BLAC	2	2	2	46
	C2303000	NUT BNM3 (BLACK)	1	1	1	47
	G3001360	BEARING 686ZZ	2	2	2	11
●	G3006780	BEARING 678ZZ	2	2	2	7
●	G3006980	BEARING #698ZZ	1	1	1	22
●	G3169000	BEARING 690OZZNR	1	1	1	24
●	G3169070	BEARING 6907ZZNRC4ENS	2	2	2	23
	J0220040	PLUG EL 4P,ELP-04V	1	1	1	47

• Parts with "●" indicates the Service parts.

SP	Part. No.	Description	Quantity			Fig. No.
			120V	230V	240V	
	J0463080	PLUG,QR/P15-8S-C(HIROSE)	2			3
	J0464080	RECEPTACLE,QR/P15-8S-C(02)(HIROSE)	2			32
	J5016020	CASE,BU02P-TR-PC-H(JST)	1	1	1	33
	L0023080	ROUND TYPE TERMINAL,173638-1		1	1	32
	M0207000	BINDING BAND,KB-100-1	6	6	6	10,30,40
	M1203200	OPEN BUSHING,OCB-375	3	3	3	38
	M1203510	OPEN BUSHING,OCB-1000	1	1	1	13
	M1203520	BUSHING,USR-40	1			32
	M1203550	STRAIN RELEAF BUSHING,SR-7W-2	1	1	1	44
●	M1654030	FUSE,218004(LITTLE-FUSE)		2	2	32
●	M1661000	FUSE 15A,314015	1			32
	M2104200	EDGING EDS-1	5	5	5	32,38
	M2104210	EDGING,EDS-2	10	10	10	7,12,15 16,27,32
	M2104220	EDGING,EDS-1717U	3	3	3	32
	M2104230	EDGING,EDS-3	2	2	2	23
	M2104250	EDGING,EDS-17L(KITAGAWA)	10	10	10	13,16,27,34
	M2104260	EDGING,EDS-0607U(KITAGAWA)	10	10	10	2,6,25,27 30,33
	M2104270	EDGING,EDS-2323U(KITAGAWA)	5	5	5	32,33
	M2104380	EDGING,EDS-3-F(KITAGAWA)	2	2	2	23
	M2105000	NYLON CLAMP 2N,NK-2N	1	1	1	20
	M2105040	NYLON CLAMP 6N,NK-6N	1	1	1	44
	M2105720	MINIATURE CLAMP,UAMS-05-2	18	18	18	7,8,9,40,42
	M2105730	MINIATURE CLAMP,UAMS-07-0	11	9	9	13,16,30 33,38
	M2105740	MINIATURE CLAMP,UAMS-05S-2	24	24	24	2,6,12,16 19,25,27 28,33
	M2105800	CLAMP,HEAT PROOF KCA-44	1	1	1	23
	M2107120	BINDING BAND SG-130	73	73	73	2,5,6,7,12 15,16,24,25 27,28,30,31 32,33,42
	M2107250	BAND,RSG-100(KITAGAWA)	16	16	16	16,32,33
	M2108000	SPACER,KGLS-3S	9	9	9	2,32,33
	M2108120	SPACER,KGLS-4S	11	11	11	16,32,33
	M2108130	SPACER,KGPS-4S	3	3	3	32
	M2108190	SPACER,KGLS-10S	1	1	1	47
	M2108370	SPACER,WLS-04-0	2	2	2	47

SP	Part. No.	Description	Quantity			Fig. No.
			120V	230V	240V	
	M2108490	SPACER,KGLS-12RT	2	2	2	13
	M2108640	SPACER,KGLS-10RT(KITAGAWA)	3	3	3	12
	M2108670	SPACER,KGPS-6RF(KITAGAWA)	2	2	2	32
	M2108730	SPACER,KGTS-5T(KITAGAWA)	1	1	1	26
	M2108850	SPACER,KGPS-8RF(KITAGAWA)	1	1	1	34
	M2108870	SPACER,KGPS-10RF(KITAGAWA)	2	2	2	12
	M2108880	SPACER,KGPS-5RF(KITAGAWA)	1	1	1	34
	M2108930	SPACER,KGLS-8RT(KITAGAWA)	2	2	2	32
	M2108950	SPACER,KGPS-18S(KITAGAWA)	2	2	2	38
	M2109010	WIRE SADDLE,WS-2NS	35	35	35	2,13,16,26
	M2109020	WIRE SADDLE,WS-2WS	8	8	8	2,21,32
	M2109080	LOCKING WIRE SADDLE,LWS-4NS	1	1	1	38
	M2109180	WIRE SADDLE,LWS-1S	2	2	2	30,31
	M2109210	LOCKING WIRE SADDLE,LWS-8S-2.5W	4	4	4	32
	M2109230	WIRE SADDLE,LWS-3S(KITAGAWA)	2	2	2	12,13
	M2109260	WIRE SADDLE,YMC-05-H-0(KITAGAWA)	7	7	7	38,41,43
	M2109270	WIRE SADDLE,LWS-5S-2W(KITAGAWA)	5	5	5	32
	M2109280	WIRE SADDLE,LWS-1S-F(KITAGAWA)	4	4	4	23
	M2109350	WIRE SADDLE,YMC-15-0(KITAGAWA)	1	1	1	40
	M2307010	BINDING BAND,T18R	2	2	2	20
	M2505150	CLAMP,GNK-5N(NIKKO)	1	1	1	46
	M2505170	CLAMP,GNK-2N(NIKKO)	1	3	3	13,32
	M2505190	CLAMP,GNK-4N(NIKKO)	1	1	1	32
	M2607010	BINDING BAND,PLT1M	12	12	12	16,17,23,27 32,40,41
●	M5554030	FUSE,TSC-AC125V-4A(SOC)	2			32
●	M5558000	FUSE,UL-TSC-8A-N1(S.O.C)	2	2	2	32
●	M5558010	FUSE,MT4(SOC)		2	2	32
	M7009000	WIRE SADDLE,LCT-3.5SI(TAKEUCHI)	1	1	1	2
●	NAS09020	BACKUP RAM,M48T35Y-70PC1	1	1	1	33

• Parts with "●" indicates the Service parts.

CLASSIFICATION OF THE SCREWS IN ILLUSTRATION

REF.	ITEM #	DESCRIPTION	REF.	ITEM #	DESCRIPTION	REF.	ITEM #	DESCRIPTION
AAI	B0003180	ROUND HEAD SCREW M3X18	BUA	B3314100	BINDING TAP-TITE P BRONZE SCREW M4X10	HBI	B4303080	TRIPLE SCREW M3X8(BLACK)
AAU	B0004120	ROUND HEAD SCREW M4X12	BUF	B8013100	BINDING TAP-TITE P SCREW M3X10	HBO	B4304080	TRIPLE SCREW M4X8(BLACK)
AAV	B0004140	ROUND HEAD SCREW M4X14	BUG	B8014200	BINDING TAP-TIGHT P SCREW M4X20	HBR	B4303140	TRIPLE SCREW M3X14(BLACK)
ADE	B4393120	PEDESTALHEAD TAP-TITE P BRONZE SCREW M3X12	BUH	B8003060	BINDING TAP-TIGHT P SCREW M3X06	HCA	B4104060	TRIPLE SCREW M4X6(CHROMIUM)
AHA	B0803060	POLYESTER SCREW PVM3X6	BUI	B8314060	BINDING TAP-TITE P SCREW M4X06	HDA	B4343060	TRIPLE TAP-TITE P SCREW M3X06(BLACK)
APF	B3014080	+ PAN HEAD TAP-P TIGHT SCREW M4X08	BVV	B1324080	BINDING SCREW WITH SW (BLACK) M4X8	KAK	E0020080	SPRING PIN 2X8
APO	B3014100	+ PAN HEAD TAP-P TIGHT SCREW M4X10	BVX	B1325080	BINDING SCREW WITH SW (BLACK) M5X08	KAL	E0020100	SPRING PIN 2X10
AVS	B0023100	ROUND HEAD SCREW WITH SW.W M3X10	CIA	B8373100	FLAT HEAD TAP-TITE P SCREW M3X10	KAM	E0020120	SPRING PIN 2X12
AXB	B0004250	ROUND HEAD SCREW M4X25	CHB	B2803100	COUNTER-SUNK HEAD POLYESTER SCREW FHPVM3X10	KAN	E0020140	SPRING PIN 2X14
BAA	B1003040	BINDING SCREW,CVM3X4	DJB	B5003040	HEX. SOCKET HEAD SCREW HHM3X4	KAO	E0020160	SPRING PIN 2X16
BAB	B1003060	BINDING SCREW CVM3X6	DJN	B5003050	HEX. SOCKET HEAD SCREW HHM3X5	KAV	E0030120	SPRING PIN 3X12
BAC	B1003080	BINDING SCREW M3X8	DJU	B5394040	W-POINT SET SCREW M4X4	KAX	E0030140	SPRING PIN 3X14
BAJ	B1003120	BINDING SCREW CVM3X12	DJV	B5393040	W-POINT SET SCREW M3X04	KBC	E0130240	SPRING PIN 3X24(SUS)
BAK	B1003030	BINDING SCREW,CVM3X3	EAH	B3063080	TAPPING SCREW M3X8 (B TYP)	KFB	E5120120	SPRING PIN H7A 2X12 SUS
BAL	B1003050	BINDING SCREW CVM3X5	EAW	B3063120	TAPPING SCREW M3X12(B TYP)	KFJ	E5120140	PARALLEL PIN H7A 2X14 SUS
BAN	B1004060	BINDING SCREW CVM4X6	EDB	B9094060	SPECIAL TRUSS HEAD SCREW M4X06	KKG	E0030160	SPRING PIN 3X16
BAO	B1004100	BINDING SCREW CVM4X10	E02	D1000200	STOP RING E-2	KKJ	E0025250	SPRING PIN 2.5X25
BAP	B1003100	BINDING SCREW CVM3X10	E03	D1000300	STOP RING (E-3)	KKM	E0020200	SPRING PIN 2X20
BAW	B1004080	BINDING SCREW M4X8	E04	D1000400	STOP RING (E-4)	NAE	C1005000	NUT NM5
BAY	B1004200	BINDING SCREW CVM4X20	E05	D1000500	STOP RING (E-5)	NAK	C1014000	NUT NSM4
BBA	B1303040	BINDING SCREW BVM3X4 (BLACK)	E06	D1000600	STOP RING (E-6)	NAL	C1015000	NUT NSM5
BBB	B1303050	BINDING SCREW BVM3X5 (BLACK)	E07	D1000700	STOP RING (E-7)	NAQ	C1053070	DOMED CAP NUT M3(CLASS 2)
BBC	B1303100	BINDING SCREW BVM3X10 (BLACK)	E09	D1000900	STOP RING (E-9)	RAH	D2000800	STOP RING S8
BBD	B1304040	BINDING SCREW BVM4X4 (BLACK)	E10	D1001000	STOP RING (E-10)	RAJ	D2001000	CIRCLIP 10 (2123011)
BBE	B1304060	BINDING SCREW BVM4X6 (BLACK)	E1E	D1000150	STOP RING E-1.5	RAL	D2001200	STOP RING C-12
BBF	B1304080	BINDING SCREW BVM4X8 (BLACK)	FAA	B3083080	COUNTER-SUNK HEAD TAPPING SCREW M3X8 (B TYP)	RDC	D4000300	STOP RING CSTW-3
BBG	B1304100	BINDING SCREW BVM4X10 (BLACK)	GEC	B9603050	GROUNDING SCREW M3X5(BRASS,NI/)	RDD	D4000400	STOP RING CSTW-4
BBM	B1304120	BINDING SCREW BVM4X12 (BLACK)	GEF	B9604060	GROUNDING SCREW M4X6 (BRASS,N;)	RDE	D4000500	STOP RING CSTW-5
BBO	B1304300	BINDING SCREW BVM4X30 (BLACK)	GHA	B9082080	SHOLDEK,M2X6+2	RKD	D2003000	STOP RING C-30
BBR	B1303080	BINDING SCREW BVM3X8 (BLACK)	HAD	B4003050	TRIPLE SCREW M3X05	RPE	D4103100	STOP RING CRESCENT5103-31
BBU	B1303140	BINDING SCREW BVM3X14 (BLACK)	HAG	B4000080	TRIPLE SCREW M3X8	WAC	C2004100	PLAIN WASHER PWM4
BCE	B1104060	BINDING SCREW VM4X6 (CR)	HAH	B4003080	TRIPLE TAPPING SCREW M3X8 B-TYP.	WAE	C2006130	PLAIN WASHER PWM6
BEA	B1603050	BINDING SCREW M3X5 (BRASS,NI)	HAI	B4004060	TRIPLE SCREW M4X06(BLACK)	WEA	C2603060	PLAIN WASHER M3-6 (BRASS,N;)
BEF	B1604060	BINDING SCREW M4X6 (BRASS,NI)	HAO	B4043080	TRIPLE TAP-TITE P SCREW M3X08	WEB	C2603080	PLAIN WASHER M3-8 (BRASS,N;)
BGB	B1244080	BINDING SCREW WITH LOCK TVM4X8	HAP	B4004100	TRIPLE SCREW M4X10	WPB	C2806120	POLYESTER SLIDER WASHER 6.2X12X0.5T
BHA	B3023060	BINDING TAP TITE S SCREW M3X6	HAQ	B4043100	TRIPLE TAP-TITE P SCREW M3X10	XAB	C2890140	SHIM 6.2X14X0.13T
BHC	B3024060	BINDING TAP-TIGHT SCREW M4X6	HAS	B4014080	TRIPLE SCREW M4X08	XAC	C2894950	SHIM 6.2-0.13T
BHD	B3024080	BINDING TAP-TIGHT SCREW M4X8	HAT	B4144080	+ TP TAP-TITE P SCREW(CHROMIUM)	XAD	C2893960	SHIM 6.2-13-0.13T
BHF	B3314080	BINDING TAP-TITE P SCREW M4X08	HAU	B4043080	TRIPLE TAP-TITE P SCREW M3X08	XAE	C2895150	SHIM 8.2X1.0T
BHI	B3313080	BINDING TAP-TITE SCREW M3X08	HAV	B4044080	+ TP TAP TIGHT P CHROMATE M4X08	XBC	C2893950	SHIM 6.2-0.25T
BHN	B8013080	BINDING TAP-TIGHT SCREW M3X08	HBA	B4303050	TRIPLE SCREW M3X5 (BLACK)	XBH	C2896110	SHIM,10.2-0.25T
BHO	B3313100	BINDING TAP-TITE P BRONZE SCREW M3X10	HBC	B4304060	TRIPLE SCREW M4X6 (BLACK)	XCC	C2892950	SHIM 6.2X9.5X0.5T
BHV	B3313060	+ BINDING TAP-TIGHT P BRONZE SCREW M3X06	HBD	B4304060	TRIPLE SCREW M4X6 (BLACK)	XCL	C2896130	SHIM 10.2-1.0T
BMF	B1003140	BINDING SCREW CVM3X14	HBF	B4304140	TRIPLE SCREW M4X14 (BLACK)	XEC	C2895950	SHIM 6.2-1.0T

KYOCERA MITA EUROPE B.V.

Hoek steen 40, 2132 MS Hoofddorp,
The Netherlands
Phone: (020) 6540000
Home page: <http://www.kyoceramita-europe.com>
Email: info@kyoceramita-europe.com

KYOCERA MITA NEDERLAND B.V.

Hoek steen 40, 2132 MS Hoofddorp,
The Netherlands
Phone: (020) 5877200

KYOCERA MITA (UK) LIMITED

8 Beacontree Plaza
Gillette Way,
Reading RG2 0BS UK
Phone: (0118) 931 150

KYOCERA MITA ITALIA S.P.A.

Via Verdi 89/91 20063 Cernusco sul Naviglio
(Milano) Italy
Phone: 02-92179 1

S.A. KYOCERA MITA BELGIUM N.V.

Hermesstraat 8A, 1930 Zaventem, Belgium
Phone: (02) 7209270

KYOCERA MITA FRANCE S.A.R.L.

Parc les Algorithmes
SAINT AUBIN
91194 GIF-SUR-YVETTE
France
Phone: (01) 69852600

KYOCERA MITA ESPAÑA S.A.

Edificio Mita, Avda. De Manacor Nº2,
Urb. Parque Rozas, Apartado de Correos 76,
28230 Las Rozas, Madrid, Spain
Phone: (91) 631-8392

KYOCERA MITA FINLAND OY

Kirvesmiehenkatu 4, 00810 Helsinki,
Finland
Phone: (09) 478-05200

KYOCERA MITA (SCHWEIZ) AG

Holzliwisen Industriestrasse 28,
8604 Volketswil, Switzerland
Phone: (01) 908 4949

KYOCERA MITA DEUTSCHLAND GMBH

Mollsfeld 12 40670 Meerbusch,
(Osterath) Germany
Phone: 02159-918120

KYOCERA MITA GMBH AUSTRIA

Eduard-Kittenberger-Gasse 95,
1230, Wien, Austria
Phone: (01) 86338-0

KYOCERA MITA SVENSKA AB

Vretenvagen 2
171 54 Solna, Sweden
Phone: (08) 546 550 00

KYOCERA MITA NORGE

Postboks 150 Oppsal, NO 0619 Oslo
Olaf Helsetsvai 6, NO 0694 Oslo
Phone: (22) 62 73 00

KYOCERA MITA DANMARK A/S

Industrivej 11, DK-4632 Bjæverskov,
Denmark
Phone: (56) 871100

KYOCERA MITA PORTUGAL LDA.

Rua de Campolide,
nº56-5º dto,
1070-026, Lisbon, Portugal
Phone: (21) 09-00

KYOCERA MITA SOUTH AFRICA (PTY) LTD.

UNIT 3, "Kyalami Crescent,"
Kyalami Business Park,
1685 Midrand, South Africa
Phone: (11) 466-3290

KYOCERA MITA AMERICA, INC.

Headquarters:
225 Sand Road, P.O. Box 40008,
Fairfield, New Jersey 07004-0008,
U.S.A.
Phone: (973) 808-8444

KYOCERA MITA AUSTRALIA PTY. LTD.

Level 3, 6-10 Talavera Road, North Ryde,
N.S.W. 2113 Australia
Phone: (02) 9888-9999

KYOCERA MITA NEW ZEALAND LTD.

1-3 Parkhead Place,
Albany, Auckland,
New Zealand
Phone: (09) 415-4517

KYOCERA MITA (THAILAND) CORP., LTD.

9/209 Ratchada-Prachachem Road,
Bang Sue, Bangkok 10800, Thailand
Phone: (02) 586-0320

KYOCERA MITA SINGAPORE PTE LTD.

121 Genting Lane, 3rd Level,
Singapore 349572
Phone: 67418733

KYOCERA MITA HONG KONG LIMITED

11/F., Mita Centre,
552-566, Castle Peak Road,
Tsuen Wan, New Territories,
Hong Kong
Phone: 24297422

KYOCERA MITA TAIWAN CORPORATION

7F-1~2, No.41, Lane 221, Gangchi Rd.
Neihu District, Taipei, Taiwan, 114. R.O.C.
Phone: (02) 87511560

KYOCERA MITA CORPORATION

2-28, 1-chome, Tamatsukuri, Chuo-ku
Osaka 540-8585, Japan
Phone: (06) 6764-3555

© 2002 KYOCERA MITA CORPORATION

 is a trademark of Kyocera Corporation

mita is a registered trademark of KYOCERA MITA CORPORATION

Printed in Holland